

10-1-2003

Combined Beamforming and Space-Time Block Coding with Sparse Array Antennas

Robert H. Morelos-Zaragoza

San Jose State University, robert.morelos-zaragoza@sjsu.edu

Mohammad Ghavami

King's College London, Mohammad_ghavami@kcl.ac.uk

Follow this and additional works at: http://scholarworks.sjsu.edu/ee_pub

 Part of the [Electrical and Computer Engineering Commons](#)

Recommended Citation

Robert H. Morelos-Zaragoza and Mohammad Ghavami. "Combined Beamforming and Space-Time Block Coding with Sparse Array Antennas" *Faculty Publications* (2003).

This Presentation is brought to you for free and open access by the Electrical Engineering at SJSU ScholarWorks. It has been accepted for inclusion in Faculty Publications by an authorized administrator of SJSU ScholarWorks. For more information, please contact scholarworks@sjsu.edu.

Combined Beamforming and Space-Time Block Coding With Sparse Array Antennas

Robert H. Morelos-Zaragoza

San Jose State University

San Jose, CA

r.morelos-zaragoza@ieee.org

Mohammad Ghavami

King's College London

London, U.K.

Mohammad_ghavami@kcl.ac.uk

P222: Smart Antenna Design and Implementation

2003 Communication Design Conference

October 1, 2003

San Jose Convention Center

San Jose, CA

Outline

- Adaptive Beamforming and Angular Diversity
- Beamspace-Time Channel Estimation
- Array Antenna
- Channel Model: GBSBEM
- Peak detection and Adaptive Modulation
- Sparse Array Antennas and Beam Correlation
- Channel Estimation Errors
- Conclusions

Adaptive Beamforming and Angular Diversity

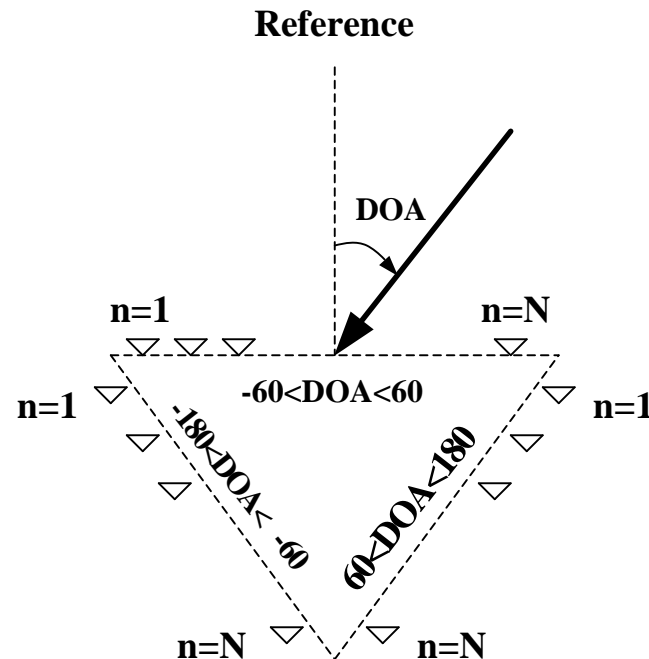
- First introduced in VTC Conference, Spring 2000
 - Macrocells with small angular spread
- Channel knowledge required
 - Reciprocity is assumed (channel same for downlink and uplink)
- Transmit power allocated to peaks of channel response
 - Space-Time Block Coding (STBC) applied to beams as (angular) diversity elements, as opposed to antennas
- Assumes flat fading channel (rich multipath environment)
 - Practical for moderate-rate indoor wireless communications

Beamspace-Time Channel Estimation

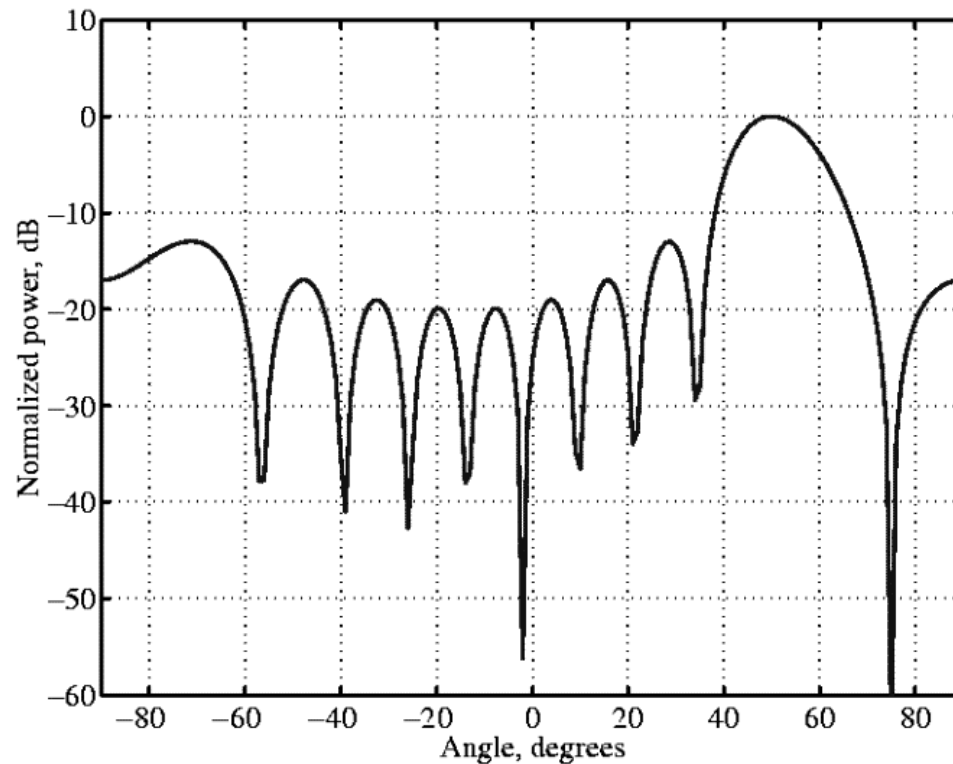
- Fixed Beamforming Network at base station (BS)
 1. Mobile (MS) sends a pilot signal
 2. BS does 360-degree beam scanning (switched beam)
 3. BS estimates channel spatial gain pattern (CSGP)
 4. BS determines beams and their angles, based on CSGP
 5. Space-Time Block Coding (STBC) is applied and symbols transmitted
 6. Upon reception, MS uses simple linear processing to estimate symbols

Array Antenna (360 degree coverage)

- Linear Equally Spaced Array. N elements per sector
- Three 120-degree sectors



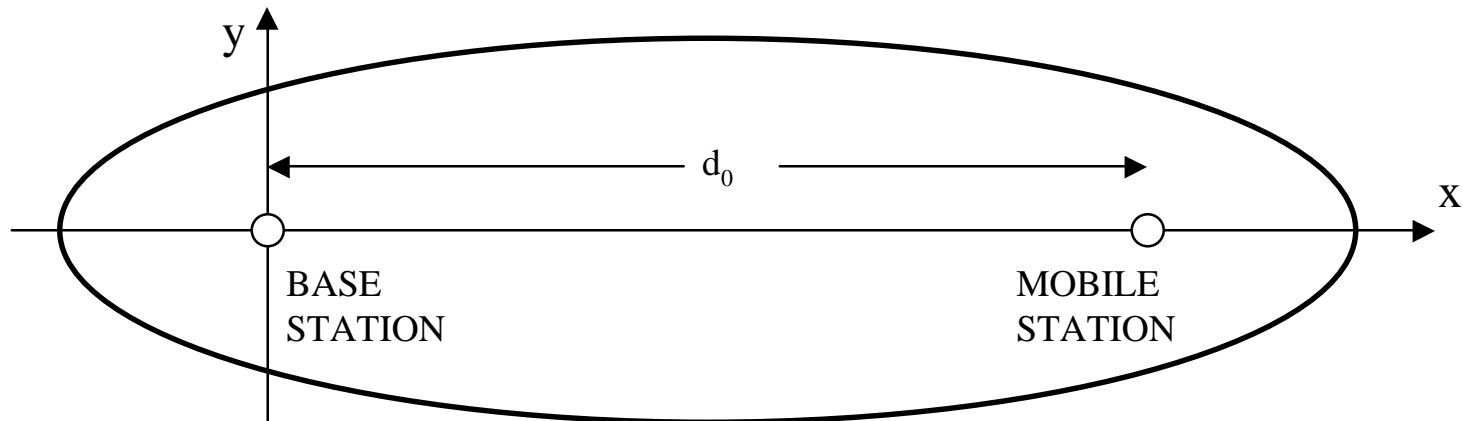
Example Pattern with 4-Antenna Array



The GBSB* Elliptical Model (GBSBEM)

* Geometrically-Based Single-Bounce

- Scatterers uniformly distributed within an ellipse
- Low antenna heights
- Applicable to picocell (indoor) environments



Main parameters

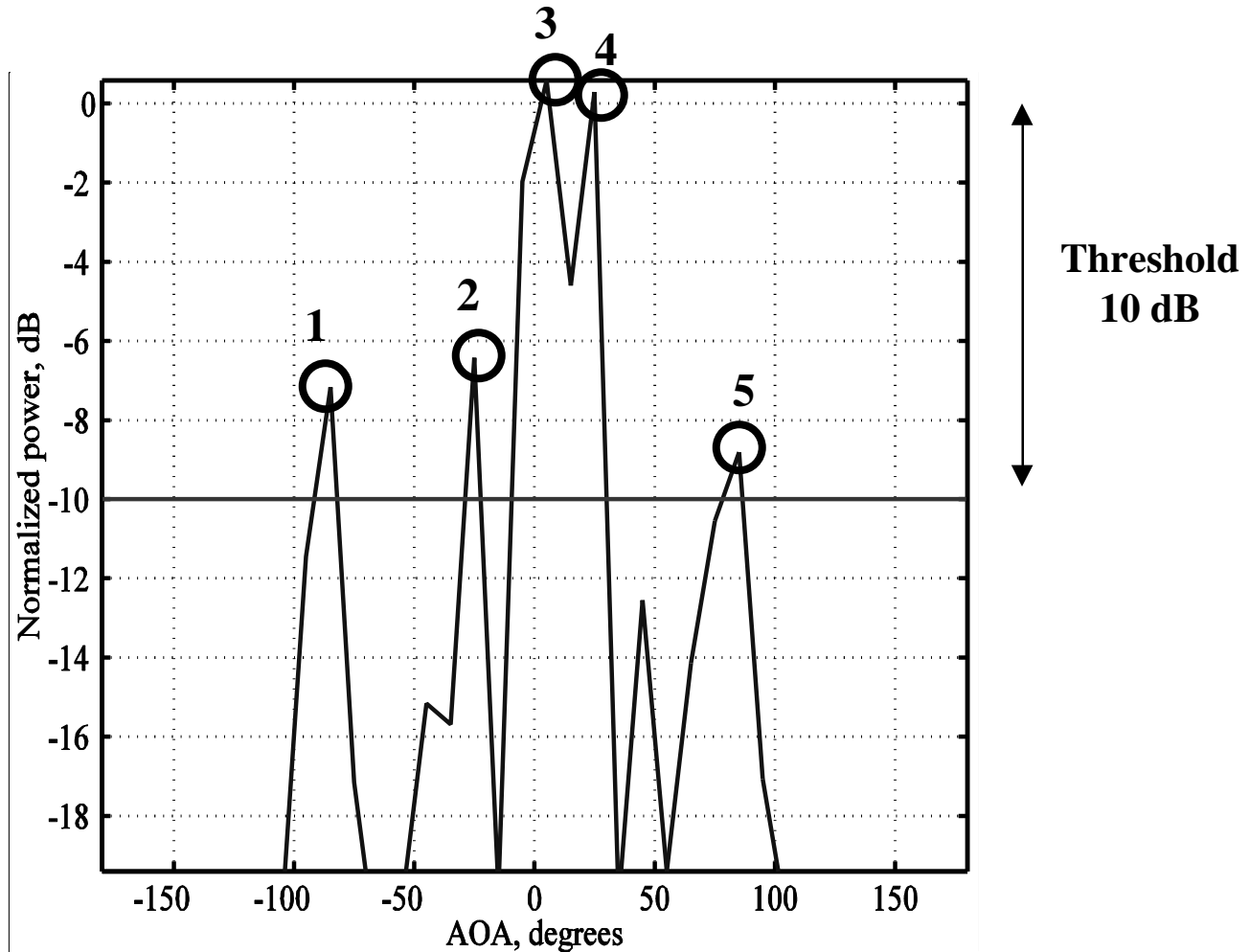
$n=4$ (Loss exponent)

d_0 : Uniform $[1,100]$ m

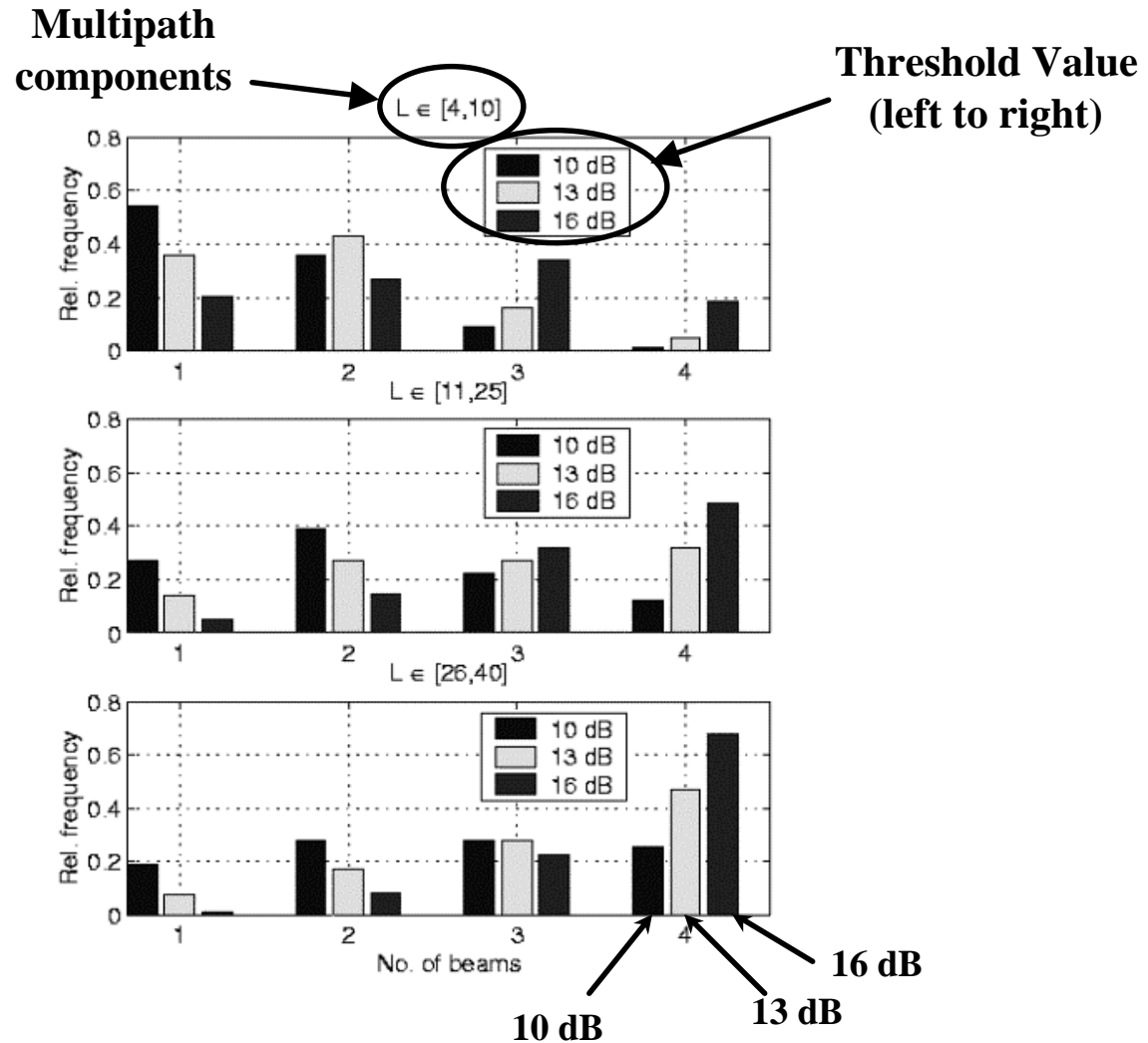
$\tau_m=2\tau_0$ (Maximum delay)

L : Number of multipath components, uniform in $[10,50]$ and $[26,50]$

Peak Detection



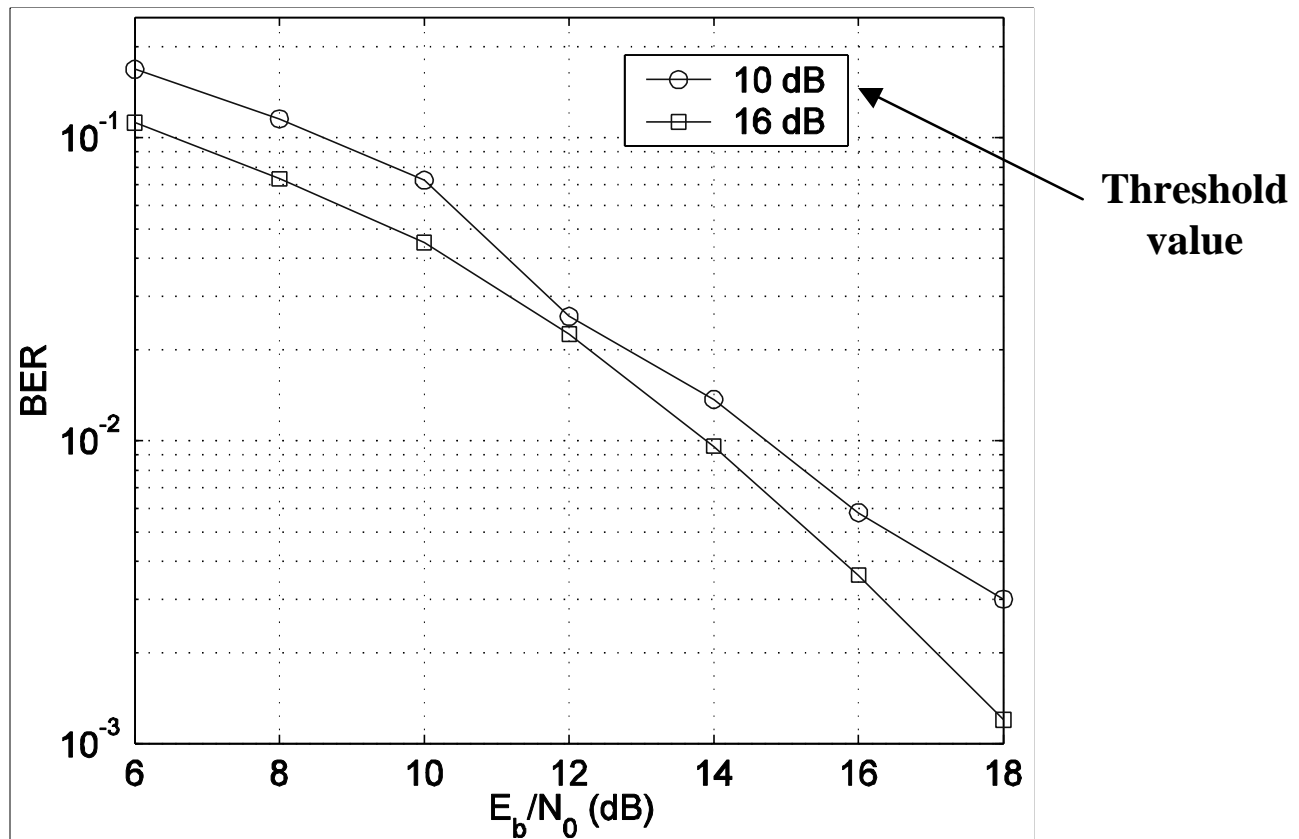
Distribution of Number of Beams



Adaptive Modulation

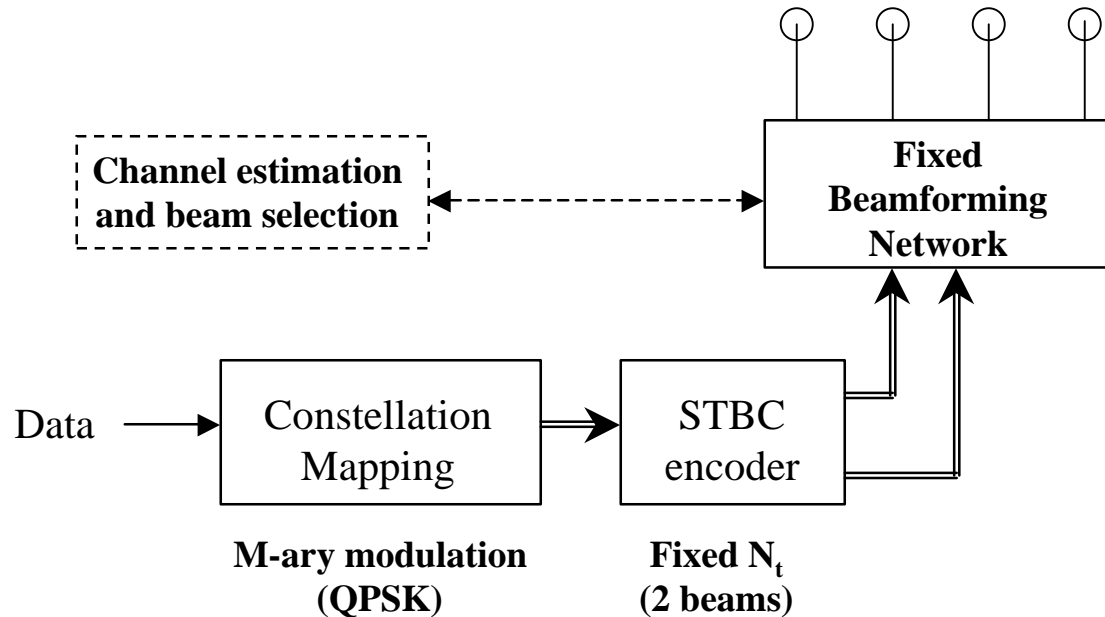
- In accordance to the number of transmit beams, the constellation is modified, to compensate for the rate loss of the STBC scheme:
 - $n_t=2$: $K/T = 1$ **QPSK modulation** (2 bps/Hz)
 - $n_t=3$ and $n_t=4$: $K/T = 3/4$ **8-PSK modulation** (2.25 bps/Hz)

Error Performance of B-STBC: 10-Element Antenna Array

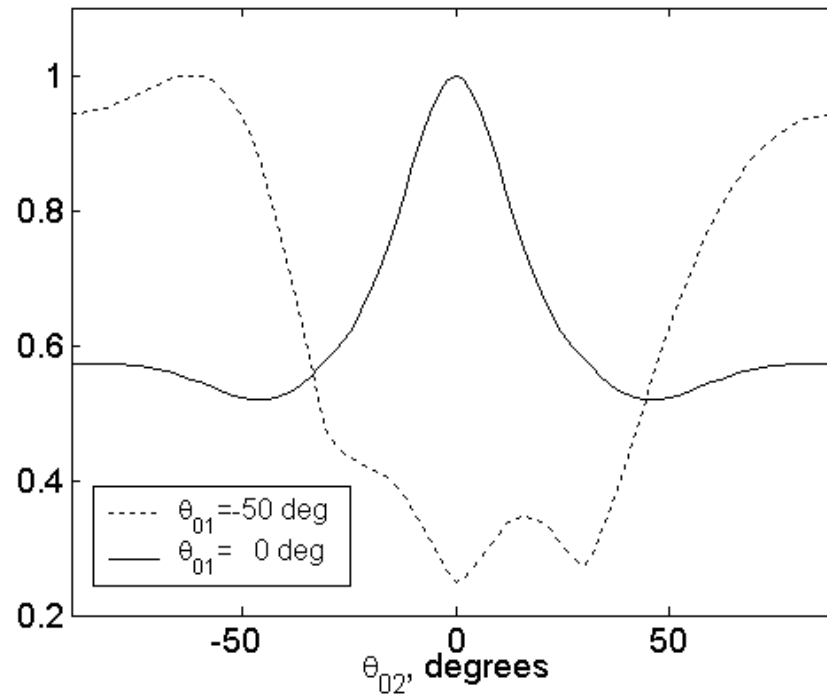


Transmit (Angular) Diversity with Sparse Array Antenna

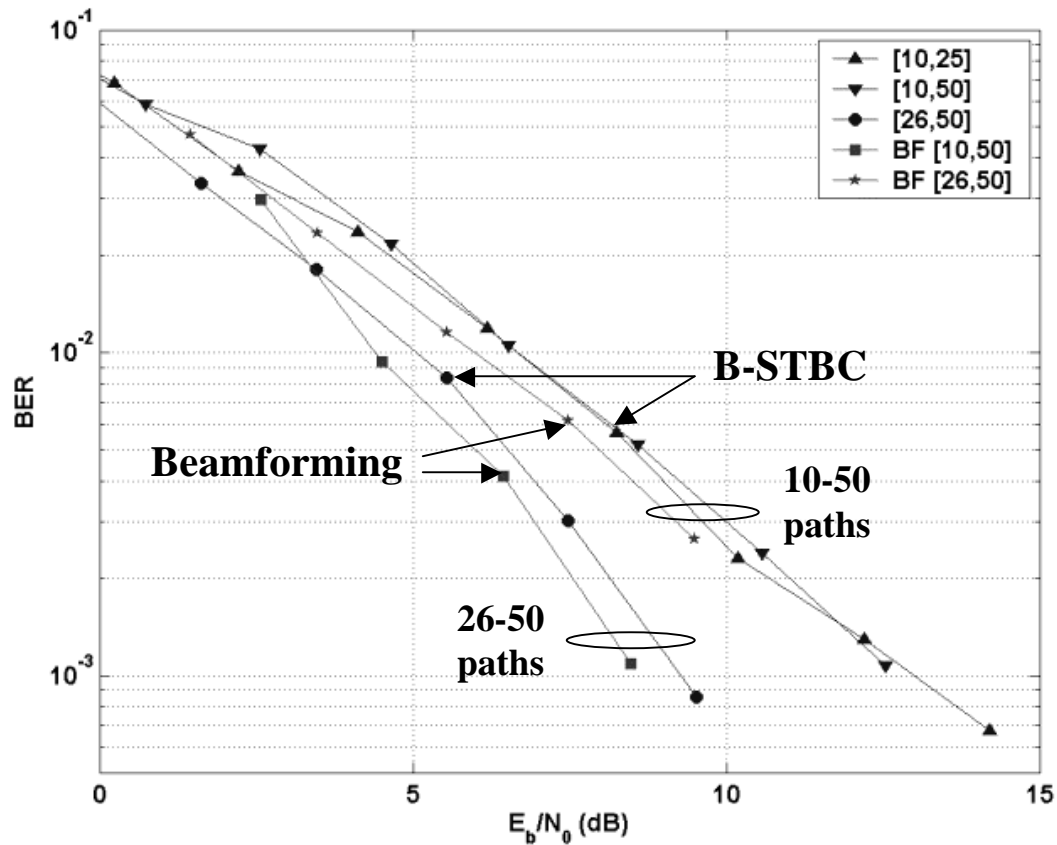
- Linear equally spaced array with $N=4$ elements
- Separation of half wavelength
- Switched-beam system
- Beams spaced by 6 degrees



Beam Correlation with 4 Antennas



Performance of B-STBC: Correlated Beams



Channel Estimation Errors

$$\mathbf{r} = \begin{bmatrix} r_0 \\ r_1^* \end{bmatrix},$$

Received
vector

$$\bar{\mathbf{H}} = \begin{bmatrix} h_1 & h_2 \\ h_2^* & -h_1^* \end{bmatrix},$$

Equivalent
channel

$$\mathbf{n} = \begin{bmatrix} n_0 \\ n_1^* \end{bmatrix},$$

AWGN

$$\mathbf{c} = \begin{bmatrix} c_0 \\ c_1 \end{bmatrix}$$

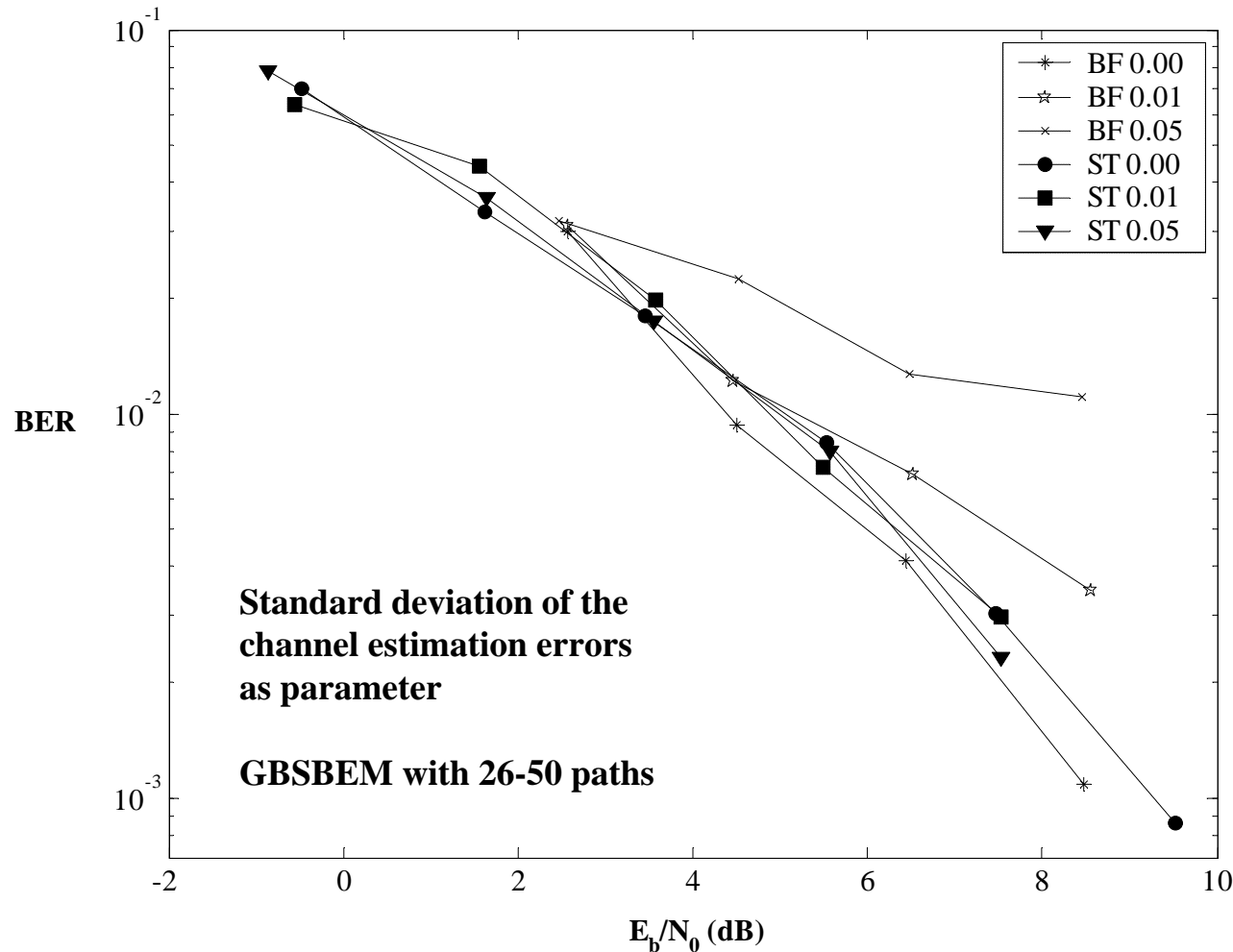
Transmitted
vector

$$\hat{\mathbf{H}} = \bar{\mathbf{H}} + \bar{\mathbf{N}} = \bar{\mathbf{H}} + \begin{bmatrix} n_{e1} & n_{e2} \\ n_{e2}^* & -n_{e1}^* \end{bmatrix}.$$

Estimation
errors

$$\begin{aligned} \tilde{\mathbf{r}} &= \hat{\mathbf{H}}^* \mathbf{r} \\ &= \hat{\mathbf{H}}^* \bar{\mathbf{H}} \mathbf{c} + \hat{\mathbf{H}}^* \mathbf{n} \\ &= \|\mathbf{H}\|_F^2 \mathbf{c} + (\bar{\mathbf{N}} \bar{\mathbf{H}} \mathbf{c} + \tilde{\mathbf{n}}) \\ &= \|\mathbf{H}\|_F^2 \mathbf{c} + \bar{\mathbf{N}}' \mathbf{c} + \tilde{\mathbf{n}} \end{aligned}$$

Performance of Adaptive B-STBC (Channel Estimation Errors)



Conclusions

- Beamforming (BF) outperforms B-STBC, under *perfect channel knowledge* conditions
- However, in the presence of *channel estimation errors*, the performance of BF degrades considerably, and it becomes worse than B-STBC, as the estimation error increases
- **The proposed adaptive B-STBC scheme is robust against channel estimation errors**
- We note that our work focuses on the use of *beams* as (angular) diversity elements, as opposed to the use of *antennas*