

2-2000

Multilevel Coded Modulation for Unequal Error Protection and Multistage Decoding—Part I: Symmetric Constellations

Robert H. Morelos-Zaragoza

Sony Computer Sciences Laboratories, robert.morelos-zaragoza@sjsu.edu

Marc P. C. Fossorier

University of Hawaii at Manoa

Shu Lin

University of Hawaii at Manoa

Hideki Imai

University of Tokyo

Follow this and additional works at: https://scholarworks.sjsu.edu/ee_pub



Part of the [Electrical and Computer Engineering Commons](#)

Recommended Citation

Robert H. Morelos-Zaragoza, Marc P. C. Fossorier, Shu Lin, and Hideki Imai. "Multilevel Coded Modulation for Unequal Error Protection and Multistage Decoding—Part I: Symmetric Constellations" *Faculty Publications* (2000): 204-213. <https://doi.org/10.1109/26.823553>

This Article is brought to you for free and open access by the Electrical Engineering at SJSU ScholarWorks. It has been accepted for inclusion in Faculty Publications by an authorized administrator of SJSU ScholarWorks. For more information, please contact scholarworks@sjsu.edu.

Transactions Papers

Multilevel Coded Modulation for Unequal Error Protection and Multistage Decoding—Part I: Symmetric Constellations

Robert H. Morelos-Zaragoza, *Senior Member, IEEE*, Marc P. C. Fossorier, *Member, IEEE*, Shu Lin, *Fellow, IEEE*, and Hideki Imai, *Fellow, IEEE*

Abstract—In this paper, theoretical upper bounds and computer simulation results on the error performance of multilevel block coded modulations for unequal error protection (UEP) and multistage decoding are presented. The paper is divided into two parts. In part I, symmetric constellations are considered, while in the sequel, asymmetric constellations are analyzed. It is shown that nonstandard signal set partitionings and multistage decoding provide excellent UEP capabilities beyond those achievable with conventional coded modulation. The coding scheme is designed in such a way that the most important information bits have a lower error rate than other information bits. The large effective error coefficients, normally associated with standard mapping by set partitioning, are reduced by considering nonstandard partitionings of the underlying signal set. The bits-to-signal mappings induced by these partitionings allow the use of soft-decision decodings of binary block codes. Moreover, parallel operation of some of the staged decoders is possible, to achieve high data rate transmission, so that there is no error propagation between these decoders. Hybrid partitionings are also considered that trade off increased intraset distances in the last partition levels with larger effective error coefficients in the middle partition levels. The error performance of specific examples of multilevel codes over 8-PSK and 64-QAM signal sets are simulated and compared with theoretical upper bounds on the error performance.

Index Terms—Coded modulation, multistage decoding, unequal error protection.

I. INTRODUCTION

THERE are many practical applications, such as satellite broadcasting of digital high definition TV (HDTV) or digital speech transmission, where high bandwidth-efficient

digital transmission systems must be designed to provide a gradual degradation of the received signal. It is proposed to combine coding and modulation in such a way that the required graceful degradation is achieved by error control coding. In this paper, we restrict ourselves to transmission over an additive white Gaussian noise (AWGN) channel.

Subsets of signal sequences, of increasing minimum squared Euclidean distances (MSED's), are associated with information bits of increasing importance level (e.g., decreasing image definition). Code sequences in correspondence to the least important part (e.g., the HDTV component) are clustered into *clouds* [1]. Each coded signal sequence in correspondence to a most important message part (e.g., the basic definition TV component) is associated with a cloud. The mapping of information bits to coded signal sequences is made in such a way that the minimum distance between coded signal sequences in different clouds is larger than the minimum distance between coded signal sequences within a cloud. This is an *unequal error protection* (UEP) coding scheme [2].

Nonstandard partitionings of signal sets for constructing coded modulations with UEP were first proposed in [3] and [4]. Also, nonstandard partitionings were considered to design good multilevel codes, based on rate and capacity arguments, in [5]. Coded modulation approaches for the *terrestrial broadcasting* of HDTV signals have been reported in [3], [4], and [6]. All of them, however, deal with asymmetric rectangular (M-QAM type) signal sets. A trellis coded modulation (TCM) scheme for UEP using asymmetric 8-PSK signal sets and nonstandard partitionings for satellite broadcasting is reported in [7]. The nonstandard and hybrid partitionings introduced in subsequent sections of this part of the paper have the advantage that conventional symmetric signal sets are used. This may result in a simpler implementation of the modulators and demodulators and easier synchronization. Asymmetric constellations are relegated to part II.

In part I, we consider multilevel coded modulation [8] over symmetric constellations with bits to signal mapping by set partitioning using a rule such that at each partition level, all the signal points within a subset are contained in disjoint half planes. This results in a small number of nearest neighbor (NN)

Paper approved by J. Huber, the Editor for Coding and Coded Modulation of the IEEE Communications Society. Manuscript received March 30, 1999; revised August 2, 1999. This work was supported in part by LSI Logic Corporation and by the National Science Foundation under Grant NCR-94-15374 and Grant CCR-97-32959. This paper was presented in part at the 1997 IEEE Symposium on Information Theory (ISIT), Ulm, Germany, June 29–July 4, 1997, and at the Communication Theory Mini-Conference (GLOBECOM), London, U.K., November 19–21, 1996.

R. H. Morelos-Zaragoza is with the Advanced Telecommunications Laboratory, SONY Computer Science Laboratories, Inc., Tokyo 141-0022 Japan.

M. P. C. Fossorier and S. Lin are with the Department of Electrical Engineering, University of Hawaii, Honolulu, HI 96822 USA.

H. Imai is with the Institute of Industrial Science, University of Tokyo, Tokyo 106 Japan.

Publisher Item Identifier S 0090-6778(00)01570-1.

sequences as well as allowing the use of soft decision decoding procedures designed for binary linear block codes with binary transmission over an AWGN channel. This approach will be referred to as *block partitioning*.

A partitioning approach is introduced that constitutes a generalization of the block and Ungerboeck [9] partitioning rules. This kind of partitioning is suitable for coded modulation with a better average error performance with less levels of error protection. We call this a *hybrid partitioning* approach, because the higher partition levels are nonstandard, while at lower levels, partitioning is performed using Ungerboeck's rules [9], i.e., to maximize the squared Euclidean distance (SED) between signal points within a subset. We will show that a good tradeoff is obtained between increasing the error coefficients in the middle partition levels and improving the error performance of the subsequent decoding stages.

The rest of the paper is organized as follows: In Section II, we present multilevel coded modulation and a design principle to achieve UEP. Theoretical analysis and computer simulations of block partitionings of 8-PSK and 64-QAM modulations for UEP are presented in Section III. A hybrid partitioning approach is introduced, and theoretical and simulation results for 8-PSK and 64-QAM modulations are presented in Section IV. Finally, Section V presents conclusions of this work.

II. MULTILEVEL CODED MODULATION

A. Definitions

Imai and Hirakawa [8] proposed a technique for constructing coded modulation schemes using binary block codes. For an M -level coded modulation, the codewords of M binary block codes are used to index code sequences of signal points in a 2^M -ary modulation signal constellation. The resulting signal sequences form a block modulation code (BCM) over the Euclidean space. A fundamental issue in the design of a multilevel coded modulation is the labeling of the signal set over which the component codes operate. Such labeling determines the *MSED* of the modulation code and, more generally, the distance structure of the set of coded sequences, as discussed below.

In what follows, Ungerboeck's well-known standard mapping-by-set partitioning [9] is briefly overviewed. A 2^M -ary modulation signal set \mathcal{S} is *partitioned* into M levels. For $1 \leq i \leq M$, at the i th partition level, the signal set is divided into two subsets $\mathcal{S}_i(0)$ and $\mathcal{S}_i(1)$, such that the *intraset SED*, δ_i^2 , is maximized. A *label bit* $b_i \in \{0, 1\}$ is associated with the subset choice $\mathcal{S}_i(b_i)$ at the i th partition level. This partitioning process results in a *labeling* of the signal points. Each signal point in the set has a unique M -bit label $b_1 b_2 \cdots b_M$ and is denoted by $s(b_1, b_2, \dots, b_M)$. With this *standard partitioning* of 2^M -ary modulation signal constellation, the intraset SED's are in nondecreasing order $\delta_1^2 \leq \delta_2^2 \leq \dots \leq \delta_M^2$.

For $1 \leq i \leq M$, let C_i denote an (n, k_i, d_i) binary linear block code of length n , dimension k_i , and minimum Hamming distance d_i . Also, let $A_w^{(i)}$ denote the number of codewords in C_i of weight w . Let

$$\begin{aligned} \bar{c}_1 &= (c_{11}, c_{12}, \dots, c_{1n}) \\ \bar{c}_2 &= (c_{21}, c_{22}, \dots, c_{2n}) \end{aligned}$$

$$\begin{aligned} &\vdots \\ \bar{c}_M &= (c_{M1}, c_{M2}, \dots, c_{Mn}) \end{aligned}$$

be M codewords in C_1, C_2, \dots, C_M , respectively. Form the following sequence:

$$\begin{aligned} \bar{c}_1 * \bar{c}_2 * \dots * \bar{c}_M \\ = (c_{11}c_{21} \dots c_{M1}, c_{12}c_{22} \dots c_{M2}, \dots, c_{1n}c_{2n} \dots c_{Mn}). \end{aligned}$$

Each component in $\bar{c}_1 * \bar{c}_2 * \dots * \bar{c}_M$ is regarded as the label of a signal in the 2^M -ary modulation signal set \mathcal{S} . Then

$$\begin{aligned} s(\bar{c}_1 * \bar{c}_2 * \dots * \bar{c}_M) \\ = (s(c_{11}c_{21} \dots c_{M1}), s(c_{12}c_{22} \dots c_{M2}), \dots, \\ s(c_{1n}c_{2n} \dots c_{Mn})) \end{aligned}$$

is a sequence of signal points in \mathcal{S} . The following collection of signal sequences over \mathcal{S} :

$$\Lambda \triangleq \{s(\bar{c}_1 * \bar{c}_2 * \dots * \bar{c}_M) : \bar{c}_i \in C_i, 1 \leq i \leq M\}$$

forms an M -level modulation code over the signal set \mathcal{S} or an M -level coded 2^M -ary modulation.

The rate, or spectral efficiency, of this coded modulation system in bits/symbol is $R = (k_1 + k_2 + \dots + k_M)/n$. It is well known that the *MSED* of this system, denoted by $d_E^2(\Lambda)$, is given by [8]

$$d_E^2(\Lambda) \geq \min_{1 \leq i \leq M} \{d_i \delta_i^2\}.$$

B. Asymptotic UEP Design Principle

In order to achieve UEP, the following design guideline for M -level coded 2^M -ary modulation is proposed [10].

For $1 \leq i \leq M$, the binary codes C_i are selected in such a way that the following inequalities are satisfied:

$$d_1 \delta_1^2 \geq d_2 \delta_2^2 \geq \dots \geq d_M \delta_M^2. \quad (1)$$

For $1 \leq i \leq M$, let $\bar{c}_i(\bar{m}_i)$ be the codeword of C_i in correspondence to a k_i -bit message vector \bar{m}_i , and let $\bar{s} = \bar{s}(\bar{m})$ and $\bar{s}' = \bar{s}(\bar{m}')$ denote coded 2^M -ary modulation signal sequences in Λ corresponding to message vectors $\bar{m} = (\bar{m}_1, \bar{m}_2, \dots, \bar{m}_M)$ and $\bar{m}' = (\bar{m}'_1, \bar{m}'_2, \dots, \bar{m}'_M)$, respectively. The *Euclidean separations* [11] and [12] between coded sequences at the i th partition level, for $i = 1, \dots, M$, are defined as

$$\mathbf{s}_i \triangleq \min \{d(\bar{s}, \bar{s}') : \bar{m}_i \neq \bar{m}'_i, \bar{m}_j = \bar{m}'_j, j < i\}.$$

It follows from (1) that $\mathbf{s}_1 = d_1 \delta_1^2$, $\mathbf{s}_2 = d_2 \delta_2^2$, \dots , $\mathbf{s}_M = d_M \delta_M^2$. For transmission over an AWGN channel, the set of inequalities (1) results in message vectors with decreasing error protection levels.

The above principle is useful in specifying the asymptotic error performance of a coded modulation with UEP. However, as also shown in [5], design criteria based on intraset *MSED*'s are inappropriate for multistage decoding of multilevel coded modulations, at low to medium signal-to-noise ratios (SNR's),

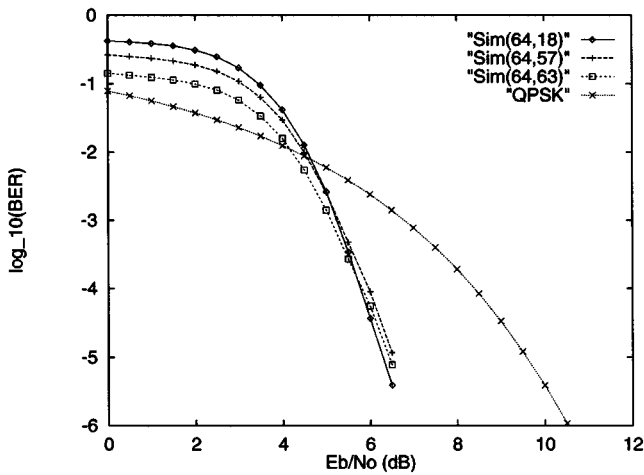


Fig. 1. Simulation results of a coded 8-PSK modulation with Ungerboeck mapping.

because of the large number of NN sequences in the first decoding stages. As an example, Fig. 1 shows simulation results on the performance of a three-level coded 8-PSK modulation with the (64,18,22), (64,57,4), and (64,63,2) extended BCH codes (ex-BCH codes) as component codes C_i , $i = 1, 2, 3$, respectively. In this figure as in the rest of the paper, the signal constellation considered is normalized to unit energy. The Euclidean separations are $s_1 = 12.9$, $s_2 = s_3 = 8$, for 18 and 120 information bits, respectively (asymptotic coding gains of 8.1 and 6 dB, respectively). The adverse effects of the number of NN (or error coefficient) in the first decoding stage are such that the coding gains are greatly reduced. With multistage decoding, the number of NN associated with the first stage is $2^{d_1} A_{d_1}^{(1)}$ [13]. Hence by increasing d_1 , in order to obtain UEP capabilities, we further increase the number of NN associated with the first decoding stage. Errors in the first stage propagate to the second and third stages, and any UEP capabilities are lost, as shown in Fig. 1 for bit-error rate (BER) greater than 10^{-6} . It will be shown that the partitionings presented in the next sections reduce the effective error coefficients associated with multistage decoding and Ungerboeck partitioning rules. Note finally that in order to achieve a larger effective coding gain (say, at least 7 dB at the BER 10^{-5}) with the Ungerboeck set partitioning, very powerful codes are needed for both BCM and TCM. The decoding of such codes becomes too complex for practical applications.

III. BLOCK PARTITIONING

In this section, a partitioning strategy is presented that reduces the number of NN at every partition level. At the i th partition level, the signal points within each subset $S_i(b_i)$ are contained in disjoint planes of the two-dimensional Euclidean space. As a result, only a small number of signal points, those located near the decision boundary, will have neighbors at minimum distance. On the average, assuming equiprobable signaling, the number of NN associated with the i th level will be much less than with Ungerboeck partitioning. On the other hand, the price to pay is a constant minimum intraset distance at each level of the partition.

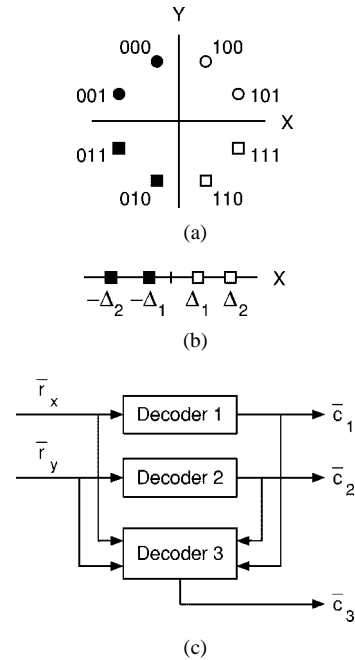


Fig. 2. An 8-PSK constellation with block partitioning: (a) labeling, (b) X-coordinate projections, and (c) decoder structure.

TABLE I
PREPROCESSING OF RECEIVED SIGNALS FOR
THIRD-STAGE DECODING IN THREE-LEVEL CODED
8-PSK MODULATION WITH BLOCK PARTITIONING

\hat{c}_{1j}	\hat{c}_{2j}	r'_{xj}
1	0	$(r_{xi} - r_{yi})$
1	1	$(r_{xi} + r_{yi})$
0	1	$-(r_{xi} - r_{yi})$
0	0	$-(r_{xi} + r_{yi})$

A. Three-Level Coded 8-PSK Modulation with UEP Using Block Partitioning

The block partitioning shown in Fig. 2(a) is used to construct three-level coded 8-PSK modulation schemes with UEP. Note that this partitioning also corresponds to Gray mapping. In the figure, the color black is used to represent signal points whose label is of the form $0b_2b_3$, with $b_2, b_3 \in \{0, 1\}$. Similarly, the color white is used for points with labels $1b_2b_3$. A circle indicates that the label is of the form b_10b_3 , $b_1, b_3 \in \{0, 1\}$, while a square is used to represent signal points with labels b_11b_3 .

It can be seen from Fig. 2(a) that in order to determine the value of the first label bit b_1 , only the X-coordinate is sufficient. If a signal point is on the left half plane ($X < 0$), then it corresponds to $b_1 = 0$, otherwise, it corresponds to $b_1 = 1$. In the same way, the Y-coordinate suffices to determine the value of the second label bit b_2 . If a signal point lies in the upper half plane ($Y > 0$), then $b_2 = 0$, otherwise $b_2 = 1$. This is an important property of this block partitioning. It means that in a three-level coded 8-PSK modulation scheme using this partitioning, the first and second levels are *independent*. This in turn implies that the first and second level decoders can be *implemented in parallel*.

In the first and second decoding stages, the decision variable is just the projection of the received signal sequence onto the

X or Y axis, respectively. Fig. 2(c) shows a block diagram of a multistage decoder for a three-level coded 8-PSK modulation with block partitioning. The decoders for the first and second stages operate independently on the in-phase and quadrature component of the received signal sequences \bar{r}_x and \bar{r}_y , respectively. Once decisions are made as to the estimates of the corresponding codewords \hat{c}_1 and \hat{c}_2 , they are passed on to the third decoding stage. Let $\hat{c}_i = (\hat{c}_{i1}, \hat{c}_{i2}, \dots, \hat{c}_{in}) \in C_i$ be the decoded codeword at the i th stage, $i = 1, 2$. Before the third-stage decoding, each two-dimensional coordinate (r_{xj}, r_{yj}) of the received signal $\bar{r} = (\bar{r}_x, \bar{r}_y)$ is projected onto a one-dimensional coordinate r'_{xj} , $1 \leq j \leq n$. The values r'_{xj} are the decision variables used by the decoder of C_3 . The projection depends on the decoded quadrant, which is indexed by the pair $(\hat{c}_{1j}, \hat{c}_{2j})$, $1 \leq j \leq n$, as shown in Table I. It corresponds to a scaled rotation of \bar{r} by $\pi/4$. The *rotated sequence* $\bar{r}' = (r'_{x1}, r'_{x2}, \dots, r'_{xn})$ is then decoded using a soft-decision procedure for component code C_3 . The independence between the first and second levels also results in *no error propagation* from the first decoding stage to the second. For Ungerboeck partitionings, the opposite is always true.

1) *Error Performance*: In analyzing the error performance of the i th decoding stage it will be assumed, without loss of generality, that the all-zero sequence is transmitted in the i th level. Note that this assumption is different from assuming that the all-zero codeword is transmitted at all levels, which is not correct with the partitionings considered in this paper. Also, for multistage decoding, all sequences are possible and equally likely in the subsequent stages.

With reference to Fig. 2(a), we observe that the projections of the four possible signals in the left half plane can take one of two values: $X = -\Delta_1 = -\sin(\pi/8)$ or $X = -\Delta_2 = -\cos(\pi/8)$, as shown in Fig. 2(b). Since messages are equally likely, the probability of a signal point having coordinate $X = -\Delta_1$ (or $X = -\Delta_2$) is equal to $1/2$.

A block error event will occur at the first stage whenever a codeword of nonzero weight is decoded. Let $X_j = s_{X_j}(b_1 b_2 b_3)$, $1 \leq j \leq w$ denote the X components of a coded sequence such that $b_1 = 1$, and let w denote the Hamming weight of an incorrectly decoded codeword \bar{c}_w in the first level code C_1 . The two corresponding decision regions occupy a w -dimensional space separated by the decision hyperplane $X_1 + X_2 + \dots + X_w = 0$. With respect to \bar{c}_w , an error event occurs when a signal vector with X -coordinates

$$P = (-\Delta_{i_1}, -\Delta_{i_2}, \dots, -\Delta_{i_w}) \quad (2)$$

$i_j \in \{1, 2\}$, is corrupted by AWGN noise and moves to the decision region specified by $X_1 + X_2 + \dots + X_w > 0$. The probability of an erroneous decoding into \bar{c}_w at the first stage is given by

$$\Pr\{\bar{c}_w\} = \Pr\{X_1 + X_2 + \dots + X_w > 0\}. \quad (3)$$

For the w nonzero positions of \bar{c}_w , the all-zero codeword can be mapped into i components with X -coordinate $X = -\Delta_1$ and $(w-i)$ components with X -coordinate $X = -\Delta_2$, for $i = 0, 1, \dots, w$. For multistage decoding, all $\binom{w}{i}$ possible points P corresponding to a given value of i are valid se-

quences. It is shown in Appendix A (for $j = 2$) that the smallest SED from the corresponding point P to the hyperplane $X_1 + X_2 + \dots + X_w = 0$ is

$$d_P^2(i) = \frac{1}{w}(i\Delta_1 + (w-i)\Delta_2)^2. \quad (4)$$

Hence, with respect to the codeword \bar{c}_w , and for a given values of i in $\{0, 1, \dots, w\}$, it follows that

$$\Pr\{X_1 + X_2 + \dots + X_w > 0, i\} = \binom{w}{i} \left(\frac{1}{2}\right)^i \left(\frac{1}{2}\right)^{(w-i)} Q\left(\sqrt{\frac{2RE_b}{N_0}} d_P^2(i)\right) \quad (5)$$

where

$$Q(x) = \frac{1}{2\pi} \int_x^\infty e^{-n^2/2} dn$$

and E_b/N_0 is the energy-per-bit-to-noise ratio. For all the code sequences associated with the codeword \bar{c}_w of weight w in the first level code, and due to the symmetry of the decision hyperplane, the union bound yields the following expression for the probability of a block error:

$$\Pr\{X_1 + X_2 + \dots + X_w > 0\} \leq \sum_{i=0}^w \binom{w}{i} 2^{-w} Q\left(\sqrt{\frac{2RE_b}{N_0}} d_P^2(i)\right). \quad (6)$$

Finally, when assuming a systematic encoding, the union bound on the bit-error probability of the first decoding stage can be written as [14]

$$P_{b1}^{(NS)} \leq \sum_{w=d_1}^n \frac{w}{n} A_w^{(1)} \Pr\{X_1 + X_2 + \dots + X_w > 0\} \leq \sum_{w=d_1}^n \frac{w}{n} A_w^{(1)} \sum_{i=0}^w \binom{w}{i} 2^{-w} Q\left(\sqrt{\frac{2RE_b}{N_0}} d_P^2(i)\right). \quad (7)$$

The bound (7) can be compared with a similar one for the Ungerboeck's partitioning (UG) strategy

$$P_{b1}^{(UG)} \leq \sum_{w=d_1}^n \frac{w}{n} A_w^{(1)} 2^w Q\left(\sqrt{\frac{2RE_b}{N_0}} w\Delta_1^2\right). \quad (8)$$

From (7) and (8), we observe that while Ungerboeck's partitioning increases exponentially the effect of NN sequences, by a factor of 2^w , the block partitioning has for $d_P^2(w) = w\Delta_1^2$ an error coefficient term 2^{-w} , which *decreases exponentially* with the distances of the first-level component code. As a result, for practical values of E_b/N_0 , the block partitioning may yield, at the first stage, a real coding gain *even greater than the asymptotic coding gain*. This is a very desirable feature of a coded modulation with UEP.

Due to the independence and symmetry between the first and second stages, the probability of a bit error in the second decoding stage is also upper bounded by (7). On the other hand, the error performance of the third stage of a three-level coded 8-PSK modulation depends on that of the previous two stages. However, for the block partitioning for UEP, the first level codes

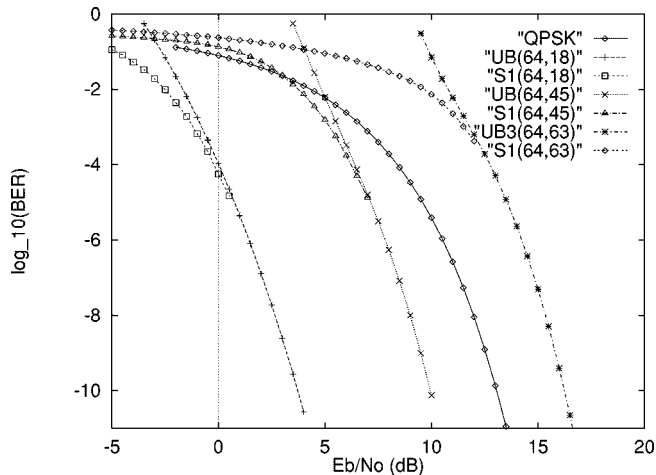


Fig. 3. Simulation results of a three-level coded 8-PSK modulation with block partitioning.

are the most powerful, and the effect of errors from the first decoding stages can be neglected. Under this assumption, a good approximation is obtained by assuming that decoding decisions in the first and the second decoding stages are correct. From a conventional union bound argument for binary linear block codes [14], it follows that:

$$P_{b3}^{(NS)} \leq \sum_{w=d_3}^n \frac{w}{n} A_w^{(3)} Q \left(\sqrt{\frac{2RE_b}{N_0}} w \Delta_1^2 \right). \quad (9)$$

2) *Simulation Results:* A three-level 8-PSK modulation for UEP was selected as an example with (64, 18, 22), (64, 45, 8), and (64, 63, 2) ex-BCH codes as the first-, second-, and third-level codes, respectively. This coding scheme, denoted Δ_1 , has rate equal to 1.97 bits/symbol and can be compared with uncoded QPSK modulation, which has approximately the same rate (a difference of only 0.06 dB).

Simulation results of this example are shown in Fig. 3. $S1(n, k)$ and $UB(n, k)$ denote computer simulations and upper-bound evaluation, respectively, of the corresponding (n, k, d) ex-BCH code. In the simulations, we used the ordered statistics soft-decision decoding procedures of [15]. The results agree with the theoretical bounds at the practical BER of 10^{-5} . Three levels of error protection are achieved with the block partitioning. An impressive coding gain of 8.5 dB is achieved at the BER of 10^{-5} for 18 most important bits (14.3%) encoded in the first level. In the second and third stages, the corresponding values of coding gain are 2.5 and -4.0 dB, respectively. It is interesting to note that at this BER, the simulated coding gain at the first decoding stage is greater than the asymptotic coding gain (8.1 dB) due to the reduced error coefficients.

B. Six-Level Coded 64-QAM Modulation with UEP Using Block Partitioning

For a 64-QAM modulation, a six-level coded system can be constructed with the block partitioning. As in the case of 8-PSK, partitioning at each level is done such that signal points are contained in disjoint regions of the two-dimensional Euclidean space, as shown in Fig. 4. In this figure, the four less significant label bits $b_3 b_4 b_5 b_6$ are shown in the quadrant corresponding to

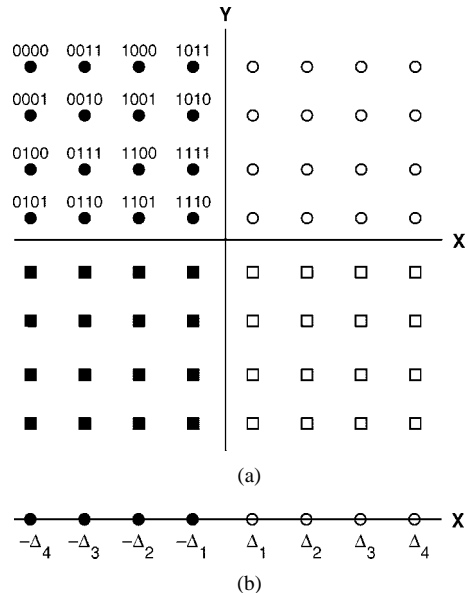


Fig. 4. A 64-QAM constellation with block partitioning: (a) labeling and (b) X-coordinate projections.

$b_1 = b_2 = 0$. In the other three quadrants, the same assignment of label bits $b_3 b_4 b_5 b_6$ is used. The convention used to draw the points is the same as in Fig. 2, i.e., label bit b_1 determines the color and label bit b_2 the shape of the signal points. Once again, this partitioning approach results in a small number of NN for each stage of the multistage decoding.

1) *Error Performance:* The theoretical derivation of the probability of a bit error for six-level coded 64-QAM is similar to that for three-level coded 8-PSK. Based on the same method as in Section III-A-1 and in Appendix A with $j = 4$, it follows that at the first two decoding stages, the probability of a bit error, for $j = 1, 2$, is given by

$$P_{b_j} \leq \sum_{w=d_j}^n \frac{w}{n} A_w^{(j)} 4^{-w} \sum_{i_1=0}^w \sum_{i_2=0}^{w-i_1} \sum_{i_3=0}^{w-i_1-i_2} \binom{w}{i_1} \binom{w-i_1}{i_2} \binom{w-i_1-i_2}{i_3} Q \left(\sqrt{\frac{2RE_b}{N_0}} d_P^2(i_1, i_2, i_3) \right) \quad (10)$$

where

$$d_P^2(i_1, i_2, i_3) = \frac{1}{w} [i_1 \Delta_1 + i_2 \Delta_2 + i_3 \Delta_3 + (w - i_1 - i_2 - i_3) \Delta_4]^2$$

and $\Delta_1 = 1/\sqrt{42}$, $\Delta_2 = 3\Delta_1$, $\Delta_3 = 5\Delta_1$, and $\Delta_4 = 7\Delta_1$.

Assuming correct decoding in the first and second stages, the bound on the bit-error probability in the third and fourth decoding stages becomes, for $j = 3, 4$

$$P_{b_j} \leq \sum_{w=d_j}^n \frac{w}{n} A_w^{(j)} 2^{-w} \sum_{i=0}^w \binom{w}{i} Q \left(\sqrt{\frac{2RE_b}{N_0}} d_P^2(i) \right) \quad (11)$$

where

$$d_P^2(i) = \frac{1}{w} [i \Delta_1 + (w - i) \Delta_2]^2.$$

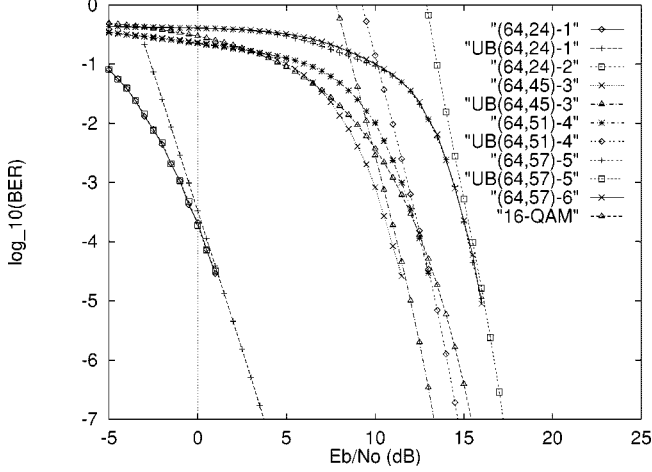


Fig. 5. Error performance of a six-level coded 64-QAM modulation with block partitioning and four levels of error protection.

Finally, assuming that the previous decoding stages are correct, the probability of a bit error in the fifth and sixth stages is, for $j = 5, 6$

$$P_{b_j} \leq \sum_{w=d_j}^n \frac{w}{n} A_w^{(j)} Q \left(\sqrt{\frac{2RE_b}{N_0} w \Delta_1^2} \right). \quad (12)$$

2) *Simulation Results*: Fig. 5 shows simulation results and theoretical upper bounds on the error performance of a six-level coded 64-QAM modulation with block partitioning. This scheme transmits 4.03125 bits/symbol. The component codes C_i , $1 \leq i \leq 6$, were selected as (64,24,16), (64,24,16), (64,45,8), (64,51,6), (64,57,4), and (64,57,4) ex-BCH codes, respectively. As before, the simulation results agree with the upper bounds at the BER of 10^{-5} or less. A coding gain of 12 dB at the BER of 10^{-5} , with respect to uncoded 16-QAM is obtained for 48 bits, or 18.6% of the information, encoded in the first two levels.

IV. HYBRID PARTITIONING

In this section, we present a partitioning approach that takes advantage of both the reduction of error coefficients, achieved by the block partitioning, and the increasing minimum intraset distances associated with Ungerboeck partitioning.

A. Three-Level Coded 8-PSK Modulation with Two-Level Error Protection Using Hybrid Partitioning

Fig. 6 depicts an 8-PSK signal set with points labeled by a hybrid partitioning. The first partition level is identical to a block partitioning. In the remaining partition levels, Ungerboeck's partitioning rules [9] are used. At the third level, the MSED between signal points is 2.0, as opposed to 0.586 for the block partitioning. The price to pay for the corresponding improvement in performance of the third level is: 1) an increased number of NN at the second level and 2) a slightly more complex decoder for the second level code, since at the second partition level the subsets are no longer contained in half planes.

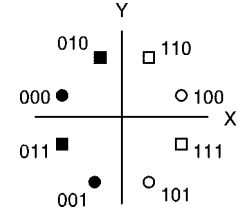


Fig. 6. An 8-PSK signal set with hybrid partitioning.

1) *Error Performance*: For the hybrid partitioning, the bit-error probability of the first decoding stage is also upper bounded by (7). When the decoded sequence at the first stage is correct, the constellation associated with the second decoding stage becomes a half 8-PSK constellation. Consequently, each signal point has either one or two NN as observed from Fig. 6. Then an error event will occur at the second stage whenever the decoded codeword of the second level has nonzero weight. Let w denote the weight of the incorrectly decoded codeword \bar{c}_w . With probability 1/2, a signal point with one neighbor (or with two neighbors) is selected. If we assume that for the w nonzero positions of \bar{c}_w , i signal points have two NN and $w - i$ signal points have one NN in the corresponding code sequence, then the probability of a block error associated with \bar{c}_w is upper bounded as in (6) by

$$\begin{aligned} \Pr \{\bar{c}_w\} &\leq \sum_{i=0}^w \left(\frac{1}{2}\right)^i \left(\frac{1}{2}\right)^{w-i} \binom{w}{i} 2^i Q \left(\sqrt{\frac{2RE_b}{N_0} w \Delta_1^2} \right) \\ &= \left(\frac{3}{2}\right)^w Q \left(\sqrt{\frac{2RE_b}{N_0} w \Delta_1^2} \right) \end{aligned} \quad (13)$$

where $\Delta_1 = \sin(\pi/8)$. The last equality follows from the fact that $\sum_{i=0}^w \binom{w}{i} 2^i = 3^w$. Note that in (13), the value 3/2 simply represents the average number of NN associated with a half 8-PSK constellation. As in the case of block partitioning, when assuming systematic encoding of the second-level code, the probability of a bit error in the second decoding stage is upper bounded by

$$P_{b2}^{(NS)} \leq \sum_{w=d_2}^n \frac{w}{n} A_w^{(2)} \left(\frac{3}{2}\right)^w Q \left(\sqrt{\frac{2RE_b}{N_0} w \Delta_1^2} \right). \quad (14)$$

From (14), we observe that the second level of the hybrid partitioning has a smaller error coefficient factor than that of Ungerboeck's partitioning, $(1.5)^w$ compared to 2^w .

To estimate the bit-error probability in the third decoding stage, we note that the second stage is more likely to be in error than with block partitioning. However, on the average, given that a decoding error is made at the second stage, the probability of a decoding error at the third stage is 1/2. Therefore, the bit-error probability at the third stage can be expressed as the sum of the contributions of errors from the second stage plus a conventional union bound for the third-level code. For $\Delta = \sqrt{2}/2$, it follows the approximated upper bound on the probability of a bit error at the third decoding stage

$$P_{b3}^{(NS)} \lesssim \sum_{w=d_3}^n \frac{w}{n} A_w^{(3)} Q \left(\sqrt{\frac{2RE_b}{N_0} w \Delta_1^2} \right) + \frac{1}{2} P_{b2}^{(NS)}. \quad (15)$$

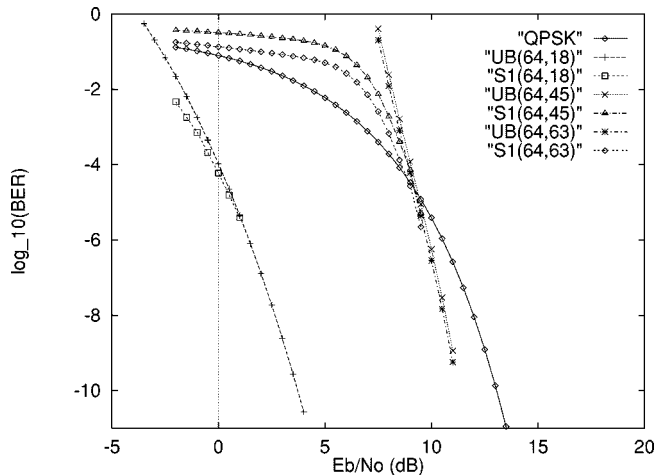


Fig. 7. Simulation results of a three-level coded 8-PSK modulation with hybrid partitioning.

2) *Simulation Results:* The same code selection as in the three-level 8-PSK modulation example presented in Section III-A-2 was first simulated with hybrid partitioning. Fig. 7 presents the corresponding simulation results, with the practically optimum decoding achieved by the algorithm of [15]. For the half 8-PSK constellation obtained in the second level decoding after removing the contribution from the first decoding stage, it is shown in Appendix B that the metrics to be used by this algorithm are simply the X - and Y -coordinates of the received signal points scaled and added. Once again, we observe that the bounds match the simulation results at $\text{BER} < 10^{-5}$. In this case, by proper selection of the component codes, two levels of error protection are achieved. Note also that the average coding gain is greater than the one obtained with the block partitioning.

For the hybrid partitioning, at a BER of 10^{-5} , the degradation in coding gain for the second level code, with respect to the block partitioning of Section III-A-2, is about 2.3 dB. However, the advantage in coding gain for the third level code is approximately 4.4 dB at a BER of 10^{-5} . A good tradeoff is thus obtained between error performance loss at the second level (a larger error coefficient) and increase in intraset distance at the third level.

It is also possible to use convolutional codes as component codes. Fig. 8 presents plots of simulations and bounds on the error performance of a coded 8-PSK modulation with hybrid partitioning. As for the component codes, C_1 is a best rate-1/3 memory-6 convolutional code with generators (in octal) (554, 624, 764) and minimum free distance 15, C_2 is a rate-2/3 memory-6 punctured convolutional code, obtained from a rate-1/2 convolutional code with generators (133, 171), with minimum free distance 6, and C_3 is a (30, 29) single parity-check code.

B. Six-Level 64-QAM with UEP Using Hybrid Partitioning

The principle of hybrid partitioning described in Section IV-A can be extended in a straightforward way to QAM signaling. In this section, we consider a 64-QAM squared constellation, while generalization to any QAM constellation follows the same lines.

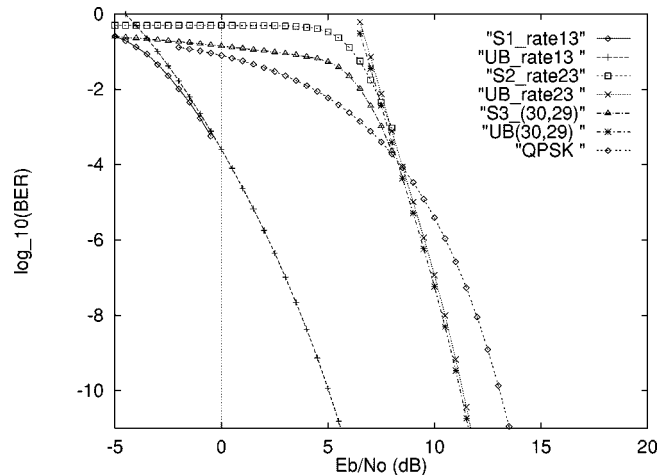


Fig. 8. Simulation results of a three-level coded 8-PSK modulation with hybrid partitioning and convolutional codes.

TABLE II
AVERAGE NUMBER OF NN β FOR THE LEVEL- $(i + 1)$ AT WHICH UNGERBOECK PARTITIONING STARTS

i	0	1	2	3	4
β	3.5	3.25	3.0	2.5	2.0

1) *Error Performance:* For $0 \leq i \leq 5$, the nonstandard labeling described in Fig. 4 is applied to the first i levels of the partitioning only, while Ungerboeck's partitioning is applied to the remaining $6 - i$ levels. As a result, the intraset distance associated with this hybrid partitioning remains constant in the first i levels, and for 6-stage decoding, the error probabilities of these stages are upper-bounded by (10), (11), or (12). On the other hand, the intraset distance associated with the last $6 - i$ levels increases at the expense of the corresponding effective error coefficients. Table II summarizes the average number of NN β associated with level- $(i + 1)$.

Since for multistage decoding, each stage is decoded based on the assumption that any sequence is possible at the following stages, the bit-error probability for stage- $(i + 1)$ of this hybrid decoding is bounded by

$$P_{b_{i+1}} \leq \sum_{w=d_{i+1}}^n \frac{w}{n} A_w^{(i+1)} \beta^w Q \left(\sqrt{\frac{2RE_b}{N_0} w \Delta_1^2} \right) \quad (16)$$

with $\Delta_1 = 1/\sqrt{42}$. In (16), we assume that the probability of decoding errors propagating from the previous decoded stages is negligible. The bit-error probabilities of the remaining stages are evaluated based on the same principle, after proper choice of the corresponding values of β and Δ .

As an example, consider the case $i = 2$ for which the 64-QAM constellation is first partitioned into four 16-QAM constellations as in Fig. 4. Each 16-QAM constellation is then partitioned using Ungerboeck's rules. Hence P_{b_1} and P_{b_2} are upper-bounded by (10), while from (16)

$$P_{b_3} \leq \sum_{w=d_3}^n \frac{w}{n} A_w^{(3)} 3^w Q \left(\sqrt{\frac{2RE_b}{N_0} w \Delta_1^2} \right). \quad (17)$$

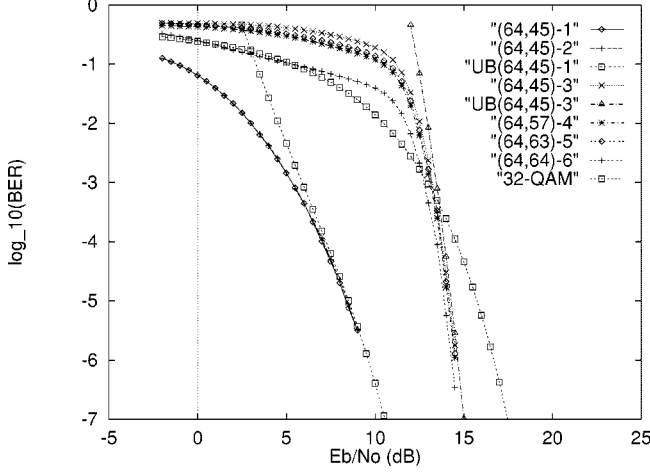


Fig. 9. Error performance of a six-level coded 64-QAM modulation with hybrid partitioning and two levels of error protection.

For level 4, we evaluate the corresponding average number of NN as 2.25, so that

$$P_{b_4} \leq P_{b_3} + \sum_{w=d_4}^n \frac{w}{n} A_w^{(4)} (2.25)^w Q \left(\sqrt{\frac{2RE_b}{N_0} w \Delta_2^2} \right) \quad (18)$$

with $\Delta_2 = 3\Delta_1$. Note that the average number of NN associated with level 4 and $i = 2$ differs from the value of Table II for $i = 3$. Finally, for $\Delta_3 = 5\Delta_1$ and $\Delta_4 = 7\Delta_1$, we obtain

$$P_{b_5} \leq P_{b_4} + \sum_{w=d_5}^n \frac{w}{n} A_w^{(5)} (2)^w Q \left(\sqrt{\frac{2RE_b}{N_0} w \Delta_3^2} \right) \quad (19)$$

$$P_{b_6} \leq \frac{1}{2} P_{b_5} + \sum_{w=d_6}^n \frac{w}{n} A_w^{(6)} Q \left(\sqrt{\frac{2RE_b}{N_0} w \Delta_4^2} \right). \quad (20)$$

2) *Simulation Results:* Fig. 9 depicts the simulation results for hybrid partitioning with $i = 2$ of the BCM scheme with component codes: the (64,45,8) ex-BCH code at levels 1, 2, and 3, the (64,57,4) ex-BCH code at level 4, the (64,63,2) ex-BCH code at level 5, and the (64,64,1) ex-BCH code at level 6. This scheme of rate 4.984 375 bits/symbol is compared with uncoded 32 cross-QAM signaling. We obtain a UEP scheme with 2 levels of protection. At the BER 10^{-5} , coding gains of 7.4 and 1.6 dB over uncoded 32-cross QAM are achieved by this scheme. We also observe that at this BER, the upper bounds derived previously are very tight. The dominance of the effective error coefficients in the error performance is emphasized by this example, in which stages 1, 2, and 3 have the same asymptotic coding gain of 5.95 dB, a value totally irrelevant for describing the error performance of this scheme at practical BER's.

V. CONCLUSIONS

Theoretical upper bounds and simulation results for multistage decoding of multilevel coded modulations for UEP have been presented. Bits-to-signal mappings by block and hybrid set partitionings of 2^M -ary modulations were used to construct

good coding schemes with UEP capabilities. In all cases, a very large coding gain is achieved for the most important bits.

The theoretical bounds derived in this paper are very tight and consequently constitute a powerful tool for designing good multilevel coded modulation schemes for UEP with multistage decoding. Based on the various hybrid partitionings of the signal constellation associated with an M -level coded modulation scheme, a large choice of UEP schemes with up to M distinct levels of protection can be devised. This approach provides a generalization of the set partitioning method proposed in [9] for multistage decoding of multilevel coded modulation schemes with UEP properties. The conventional set partitioning of [9] simply corresponds to the special case where one level of protection, i.e., uniform error protection (or no UEP) is required.

APPENDIX A

DETERMINATION OF THE MINIMUM DISTANCE BETWEEN A CODE-SEQUENCE AND ITS ASSOCIATED DECISION HYPERPLANE

In this appendix, we determine the minimum distance between the point

$$P =$$

$$(\Delta_1, \Delta_1, \dots, \Delta_1, \Delta_2, \Delta_2, \dots, \Delta_2, \dots, \dots, \Delta_j, \Delta_j, \dots, \Delta_j)$$

and the hyperplane (π) of equation $\sum_{i=1}^w x_i = 0$ in the w -dimensional Euclidean space. The point P is chosen such that the first α_1 coordinates have value Δ_1 , the α_2 following coordinates have value Δ_2, \dots , the last α_j coordinates have value Δ_j with $\sum_{i=1}^j \alpha_i = w$. Without loss of generality, any of the $\binom{w}{\alpha_1} \binom{w-\alpha_1}{\alpha_2} \dots \binom{w-\alpha_1-\alpha_2-\dots-\alpha_{j-1}}{\alpha_j}$ points obtained by permutation of the coordinates of P can also be considered due to the symmetry of the hyperplane (π) with respect to any axis $X_i = 0$. Let $X = (x_1, x_2, \dots, x_w)$ be the projection of the point P onto the hyperplane (π). For $\beta_l = \sum_{m=1}^l \alpha_m$ with $l = 1, \dots, j$, the point X is determined by solving the optimization problem (P)

Minimize

$$f(X) = \sum_{l=1}^j \sum_{i=\beta_{l-1}+1}^{\beta_l} (x_i - \Delta_l)^2$$

subject to

$$\sum_{i=1}^w x_i = 0$$

with $\beta_0 = 0$. By solving (P) with the Lagrange multiplier method, we obtain for $l = 1, \dots, j$ and $i = \beta_{l-1} + 1, \dots, \beta_l$

$$x_i = \Delta_l - (1/w) \cdot \sum_{m=1}^j \alpha_m \Delta_m$$

from which it follows that

$$f(X) = (1/w) \cdot \left(\sum_{m=1}^j \alpha_m \Delta_m \right)^2.$$

APPENDIX B
DIFFERENTIAL COST EVALUATION FOR PSK SIGNALING
AND UNGERBOECK-TYPE PARTITIONING

Let $\mathbf{r} = (r_x, r_y)$ represent the received symbol and let $\mathbf{s}_1 = (Ac_1, As_1)$ and $\mathbf{s}_2 = (Ac_2, As_2)$ be the two closest points to \mathbf{r} in the transmitted PSK signal constellation, where A represents the transmitted signal energy and $c_i^2 + s_i^2 = 1$, for $i = 1, 2$. Then if $d_E^2(\mathbf{x}, \mathbf{y})$ represents the SED between \mathbf{x} and \mathbf{y} , we obtain

$$d_E^2(\mathbf{r}, \mathbf{s}_1) - d_E^2(\mathbf{r}, \mathbf{s}_2) = 2A(r_x(c_2 - c_1) + r_y(s_2 - s_1))$$

which is proportional to $\delta(\mathbf{r}) = r_x(c_2 - c_1) + r_y(s_2 - s_1)$. The value $\delta(\mathbf{r})$, which is independent of A , can be used as the differential cost in the algorithm of [15] applied to multistage decoding of a BCM scheme based on a PSK constellation with Ungerboeck partitioning. The values $c_i - c_j$ and $s_i - s_j$ are preprocessed so that r_x and r_y are simply scaled and added to evaluate the corresponding $\delta(\mathbf{r})$.

ACKNOWLEDGMENT

The authors would like to thank the anonymous reviewers for their comments and suggestions that improved the presentation of the results. The authors would also like to express their special gratitude to the editor, J. B. Huber, for his support in obtaining a timely review of this paper, which had been initially submitted to another journal and left without review.

REFERENCES

- [1] T. Cover, "Broadcast channels," *IEEE Trans. Inform. Theory*, vol. IT-18, pp. 2–14, Jan. 1972.
- [2] B. Masnick and J. Wolf, "On linear unequal error protection codes," *IEEE Trans. Inform. Theory*, vol. IT-13, pp. 600–607, Oct. 1967.
- [3] A. R. Calderbank and N. Seshadri, "Multilevel codes for unequal error protection," *IEEE Trans. Inform. Theory*, vol. 39, pp. 1234–1248, July 1993.
- [4] L.-F. Wei, "Coded modulation with unequal error protection," *IEEE Trans. Commun.*, vol. 41, pp. 1439–1449, Oct. 1993.
- [5] U. Wachsmann, R. F. H. Fischer, and J. B. Huber, "Multilevel codes: Theoretical concepts and practical design rules," *IEEE Trans. Inform. Theory*, vol. 45, pp. 1361–1391, July 1999.
- [6] K. Ramchandran, A. Ortega, K. M. Uz, and M. Vetterli, "Multiresolution broadcast for digital HDTV using joint source/channel coding," *IEEE J. Select. Areas Commun.*, vol. 11, pp. 6–23, Jan. 1993.
- [7] G. Taricco and E. Biglieri, "Pragmatic unequal error protection coded schemes for satellite communications," in *Proc. of the 5th Communication Theory Mini-Conference (GLOBECOM)*, London, U.K., Nov. 1996, pp. 1–5.
- [8] H. Imai and S. Hirakawa, "A new multilevel coding method using error-correcting codes," *IEEE Trans. Inform. Theory*, vol. IT-23, pp. 371–377, May 1977.
- [9] G. Ungerboeck, "Channel coding with multilevel/phase signals," *IEEE Trans. Inform. Theory*, vol. IT-28, pp. 55–67, Jan. 1982.
- [10] R. H. Morelos-Zaragoza, H. Imai, and O. Y. Takeshita, "Coded modulation for satellite digital video broadcasting," *IEICE Trans. Fund. Electron. Commun. Comput. Sci.*, vol. E79-A, no. 9, pp. 1355–1360, Sept. 1996.
- [11] T. Kasami, T. Takata, T. Fujiwara, and S. Lin, "On multilevel block modulation codes," *IEEE Trans. Inform. Theory*, vol. 37, pp. 965–975, July 1991.

- [12] K. Yamaguchi and H. Imai, "A new block coded modulation scheme and its soft decision decoding," in *Proc. 1993 IEEE Int. Symp. Information Theory (ISIT)*, San Antonio, TX, Jan. 17–22, 1993, p. 64.
- [13] Y. Kofman, E. Zehavi, and S. Shamai, "Performance analysis of a multilevel coded modulation system," *IEEE Trans. Commun.*, vol. 42, pp. 299–312, Feb./Mar./Apr. 1994.
- [14] M. P. C. Fossorier, S. Lin, and D. Rhee, "Bit error probability for maximum likelihood decoding of linear block codes and related soft-decision decoding methods," *IEEE Trans. Inform. Theory*, vol. 44, pp. 3083–3090, Nov. 1998.
- [15] M. P. C. Fossorier and S. Lin, "Soft-decision decoding of linear block codes based on ordered statistics," *IEEE Trans. Inform. Theory*, vol. 41, pp. 1379–1396, Sept. 1995.




Robert Morelos-Zaragoza (S'83–M'89–SM'98) was born in Houma, LA. He received the B.S. and M.S. degrees in electrical engineering from the National Autonomous University of Mexico, Mexico City, in 1985 and 1987, respectively, and the Ph.D. degree in electrical engineering from the University of Hawaii at Manoa, in 1992.

From August 1992 to March 1993, he was an Assistant Professor at the Center of Telecommunications of the Instituto Tecnológico y de Estudios Superiores de Monterrey, Monterrey, NL, Mexico.

From 1993 to 1994, he was a Visiting Research Associate at the Department of Information and Computer Sciences, Osaka University, Osaka, Japan. From 1994 to 1995, he was a JSPS Postdoctoral Fellow at the Graduate School of Information Science, Advanced Institute of Science and Technology, Nara, Japan. From March 1995 to June 1997, he was a Research Associate at the Institute of Industrial Science, the University of Tokyo, Tokyo, Japan. From June 1997 to July 1999, he was with the Channel Coding Group of LSI Logic Corporation, Milpitas, CA. Since August 1999, he has been a Researcher at the Advanced Telecommunications Laboratory, SONY Computer Science Laboratories, Inc., Tokyo, Japan. His research interests include error control coding, coded modulation, and design of digital communications systems.

Dr. Morelos-Zaragoza is a Member of Eta Kappa Nu and the Institute of Electronics, Information and Communication Engineers (IEICE) of Japan.



Marc P. C. Fossorier (S'90–M'95) was born in Annemasse, France, on March 8, 1964. He received the B.E. degree from the National Institute of Applied Sciences (INSA), Lyon, France, in 1987, and the M.S. and Ph.D. degrees from the University of Hawaii at Manoa, Honolulu, in 1991 and 1994, respectively, all in electrical engineering.

In 1996, he joined the Faculty of the University of Hawaii, as an Assistant Professor of Electrical Engineering. He was promoted to Associate Professor in 1999. His research interests include decoding techniques for linear codes, communication algorithms, combining coding and equalization for ISI channels, magnetic recording, and statistics. He coauthored (with S. Lin, T. Kasami and T. Fujiwara) the book, *Trellises and Trellis-Based Decoding Algorithms* (Norwell, MA: Kluwer, 1998).

Dr. Fossorier is a recipient of a 1998 NSF Career Development Award. He has served as Editor for the IEEE TRANSACTIONS ON COMMUNICATIONS since 1996, as Editor for the IEEE COMMUNICATIONS LETTERS since 1999, and he is currently the Treasurer of the IEEE Information Theory Society.



Shu Lin (S'62–M'65–SM'78–F'80) received the B.S.E.E. degree from the National Taiwan University, Taipei, Taiwan, R.O.C., in 1959, and the M.S. and Ph.D. degrees in electrical engineering from Rice University, Houston, TX, in 1964 and 1965, respectively.

In 1965, he joined the Faculty of the University of Hawaii, Honolulu, as an Assistant Professor of Electrical Engineering. He was promoted to Associate Professor in 1969, and to Professor in 1973. In 1986, he joined Texas A&M University as the

Irma Runyon Chair Professor of Electrical Engineering. In 1987, he returned to the University of Hawaii where he is now the Chairman of the Department of Electrical Engineering. From 1978 to 1979, he was a Visiting Scientist at the IBM Thomas J. Watson Research Center, Yorktown Heights, NY, where he worked on error control protocols for data communication systems. He spent the academic year of 1996–1997 as a Visiting Professor at the Technical University of Munich, Munich, Germany. He has published numerous technical papers in the IEEE TRANSACTIONS and other refereed journals. He is the author of the book, *An Introduction to Error-Correcting Codes* (Englewood Cliffs, NJ: Prentice-Hall, 1970). He also coauthored (with D. J. Costello) the book, *Error Control Coding: Fundamentals and Applications* (Englewood Cliffs, NJ: Prentice-Hall, 1982), and (with T. Kasami, T. Fujiwara, and M. Fossorier) the book, *Trellises and Trellis-Based Decoding Algorithms*, (Norwell, MA: Kluwer Academic, 1998). He has also served as the Principal Investigator on 25 research grants. His current research areas include algebraic coding theory, coded modulation, error control systems, and satellite communications.

Dr. Lin was a recipient of the Alexander von Humboldt Research Prize for US Senior Scientists in 1996. He is a member of the IEEE Information Theory and the Communication Societies. In 1991, he was the President of the IEEE Information Society. He served as the Associate Editor for Algebraic Coding Theory for the IEEE TRANSACTIONS ON INFORMATION THEORY from 1976 to 1978, and as the Program Co-Chairman of the IEEE International Symposium on Information Theory held in Kobe, Japan, in June 1988.



Hideki Imai (M'74–SM'88–F'92) was born in Shimane, Japan, on May 31, 1943. He received the B.E., M.E., and Ph.D. degrees in electrical engineering from the University of Tokyo, Tokyo, Japan, in 1966, 1968, 1971, respectively.

From 1971 to 1992, he was on the faculty of Yokohama National University, Yokohama, Japan. In 1992, he joined the faculty of the University of Tokyo, Tokyo, Japan, where he is currently a Full Professor in the Institute of Industrial Science. His current research interests include information theory,

coding theory, cryptography, spread spectrum systems and their applications.

Dr. Imai received Excellent Book Awards from IEICE in 1976 and 1991. He also received the Best Paper Award (Yonezawa Memorial Award) from the IEICE in 1992, the Distinguished Services Award from the Association for Telecommunication Promotion Month in 1994, and the Telecom System Technology Prize from the Telecommunication Advancement Foundation and Achievement Award from IEICE in 1995. He chaired several committees of scientific societies such as the IEICE Professional Group on Information Theory. He served as the editor for several scientific journals of IEICE, IEEE, etc. In 1998, he was awarded the Golden Jubilee Paper Award by the IEEE Information Theory Society. He was elected an IEEE Fellow for his contributions to the theory of coded modulation and two-dimensional codes in 1992. He chaired many international conferences such as 1993 IEEE Information Theory Workshop and 1994 International Symposium on Information Theory and Its Applications (ISITA'94). He has been on the board of IEICE, the IEEE Information Theory Society, Japan Society of Security Management (JSSM), and the Society of Information Theory and Its Applications (SITA). He has also served as President of the IEICE Engineering Sciences Society and SITA.