

1-1-2013

MOND and IMF variations in early-type galaxies from ATLAS3D

C. Tortora

San Jose State University

Aaron J. Romanowsky

San Jose State University, aaron.romanowsky@sjsu.edu

V. F. Cardone

INAF

N. R. Napolitano

INAF

Ph Jetzer

University of Zurich

Follow this and additional works at: https://scholarworks.sjsu.edu/physics_astron_pub



Part of the [Astrophysics and Astronomy Commons](#)

Recommended Citation

C. Tortora, Aaron J. Romanowsky, V. F. Cardone, N. R. Napolitano, and Ph Jetzer. "MOND and IMF variations in early-type galaxies from ATLAS3D" *Monthly Notices of the Royal Astronomical Society* (2013). doi:10.1093/mnras/slt155

This Article is brought to you for free and open access by the Physics and Astronomy at SJSU ScholarWorks. It has been accepted for inclusion in Faculty Publications by an authorized administrator of SJSU ScholarWorks. For more information, please contact scholarworks@sjsu.edu.

MOND and IMF variations in early-type galaxies from ATLAS^{3D}

C. Tortora,^{1,5★} A. J. Romanowsky,^{2,3} V. F. Cardone,⁴ N. R. Napolitano⁵
and Ph. Jetzer¹

¹*Institut für Theoretische Physik, Universität Zürich, Winterthurerstrasse 190, CH-8057 Zürich, Switzerland*

²*Department of Physics and Astronomy, San José State University, San Jose, CA 95192, USA*

³*University of California Observatories, 1156 High Street, Santa Cruz, CA 95064, USA*

⁴*INAF–Osservatorio Astronomico di Roma, via Frascati 33, I-00040 Monte Porzio Catone, Roma, Italy*

⁵*INAF–Osservatorio Astronomico di Capodimonte, Salita Moiariello, 16, I-80131 Napoli, Italy*

Accepted 2013 October 28. Received 2013 October 13; in original form 2013 September 20

ABSTRACT

Modified Newtonian Dynamics (MOND) represents a phenomenological alternative to dark matter (DM) for the missing mass problem in galaxies and clusters of galaxies. We analyse the central regions of a local sample of ~ 220 early-type galaxies from the ATLAS^{3D} survey, to see if the data can be reproduced without recourse to DM. We estimate dynamical masses in the MOND context through Jeans analysis and compare to ATLAS^{3D} stellar masses from stellar population synthesis. We find that the observed stellar mass–velocity dispersion relation is steeper than expected assuming MOND with a fixed stellar initial mass function (IMF) and a standard value for the acceleration parameter a_0 . Turning from the space of observables to model space (a) fixing the IMF, a universal value for a_0 cannot be fitted, while, (b) fixing a_0 and leaving the IMF free to vary, we find that it is ‘lighter’ (Chabrier like) for low-dispersion galaxies and ‘heavier’ (Salpeter like) for high dispersions. This MOND-based trend matches inferences from Newtonian dynamics with DM and from the detailed analysis of spectral absorption lines, adding to the converging lines of evidence for a systematically varying IMF.

Key words: galaxies: elliptical and lenticular, cD – galaxies: evolution – galaxies: general.

1 INTRODUCTION

Flat rotation curves in spiral galaxies (Rubin & Ford 1970), dynamics and gravitational lensing in early-type galaxies (ETGs; ellipticals and lenticulars) and in clusters of galaxies (Romanowsky et al. 2003; Bradač et al. 2008; Napolitano et al. 2009; Tortora et al. 2010; Napolitano et al. 2011) are usually modelled using the classical Newtonian theory of gravity. In this context, vast amounts of dark matter (DM) are inferred, in consonance with the standard cosmology (e.g. Hinshaw et al. 2013) and with the modern understanding of galaxy evolution as seeded by the collapse of DM haloes (e.g. De Lucia et al. 2006).

Unfortunately, the nature of DM is still not clear, with no direct experimental detection of DM particles. In this context, it should be recalled that Newtonian dynamics has never been experimentally tested in the extremely weak field limit as in the outskirts of galaxies. An alternative phenomenological framework was proposed by Milgrom (1983a,b), in which Newton’s second law of dynamics becomes $F = mg$, where the acceleration g is related to the Newtonian one g_N by $g \mu(g/a_0) = g_N$. Here, $a_0 \sim cH_0$ is a universal con-

stant and $\mu(x)$ is an arbitrary function with the limiting behaviours $\mu(x \gg 1) = 1$ and $\mu(x \ll 1) = x$.

This model, referred to as Modified Newtonian Dynamics (MOND), reproduces the flat rotation curves of spiral galaxies without recourse to undetectable DM and provides a natural explanation for the observed relation between galaxy rotation and luminosity (Tully & Fisher 1977; Sanders & McGaugh 2002) or baryonic mass (McGaugh 2012). Thirty years after its introduction, MOND remains remarkably successful on galaxy scales, but the conclusions to date have been largely based on late-type galaxies. Only a few analyses have been carried out on ETGs (e.g. Cardone et al. 2011; Milgrom 2012; Ferreras et al. 2012a), and it is not clear if they can be integrated consistently into the MOND framework.

The difficulty with ETGs has been the lack of a large, homogeneous sample with high-quality dynamical analysis. These criteria are not yet met for the ideal case where kinematical data extend to large radii, but the advent of the ATLAS^{3D} survey (Cappellari et al. 2011) entails a remarkable opportunity to test MOND in the centres of ETGs.

ATLAS^{3D} provides a sample of 260 local ETGs with central masses estimated both by dynamics and by stellar population synthesis (SPS). The latter aspect is critical since the stars comprise the dominant component of the central mass, even in models with DM included. However, standard SPS modelling is hindered by

*E-mail: ctortora@physik.uzh.ch

the uncertain stellar initial mass function (IMF) and the ATLAS^{3D} team have taken a purely dynamical approach, where the total mass is decomposed into stars and DM, assuming Newtonian gravity and standard DM halo models. The resulting stellar masses imply strong variations in the IMF, in agreement with many recent studies (Cappellari et al. 2012, 2013b; Conroy & van Dokkum 2012; Spiniello et al. 2012; Dutton et al. 2013; Ferreras et al. 2013; Goudfrooij & Kruijssen 2013; La Barbera et al. 2013; Tortora, Romanowsky & Napolitano 2013; Weidner et al. 2013).

Our aim in this Letter is to revisit the ATLAS^{3D} results in the context of MOND. Can the central dynamics of ETGs be reproduced with MOND and a standard, fixed IMF? Alternatively, is MOND consistent with current claims for a variable IMF? The dynamical approach we adopt provides an estimate for the IMF ‘normalization’, which we cannot unambiguously relate to the slope of the bottom or top end of the IMF. Throughout this Letter and in agreement with other works, we will interpret our results in terms of variations in the fraction of low-mass stars.

This Letter is organized as follows. In Section 2, we describe our dynamical methods and the data to be analysed. In Section 3, we discuss the results of this Letter, which are the constraints on the acceleration scale and on the IMF. Conclusions are made in Section 4.

2 METHODS

We perform our analysis on a sample of local ETGs from the ATLAS^{3D} survey (Cappellari et al. 2013a,b). About 15 per cent of the full sample have significant gradients of the stellar mass-to-light ratio (M/L) implied by their young stellar populations ($H\beta$ equivalent width greater than 2.3 Å), so we omit these cases and retain a sample of 224 galaxies.

The relevant data for each galaxy include (a) the effective radius, R_e (b) the projected stellar velocity dispersion, σ_e , within a circularized aperture of radius R_e , the r band (c) total luminosity L_r and (d) stellar M/L (Υ_*) derived by SPS fitting of the spectra with Vazdekis et al. (2012) models and a Salpeter (1955) IMF. The Chabrier (2001) IMF yields stellar masses that are ~ 0.26 dex smaller.

It is important to note that the published L_r and R_e values are not self-consistent. The former correspond to detailed multi-Gaussian expansion (MGE) fits that extend to typically $\sim 4 R_e$. The latter are the MGE-based values renormalized by a factor of 1.35 to correspond to more conventional estimates from the literature. Here, we will use these R_e values, but adjust each L_r value such that the projected luminosity inside R_e for our adopted de Vaucouleurs model is the same as in the original MGE model. This extrapolation means that L_r is typically increased by a factor of ~ 1.2 .

The basic assumptions of MOND are as follows.

(i) Standard dynamics is not valid in the limit of low accelerations, such that the gravitational acceleration $g(r)$ differs from the Newtonian one $g_N(r) = GM_{\text{tot}}/r^2$, where M_{tot} is the total mass involved (DM + stars). The MONDian $g(r)$ reduces to the Newtonian one at high accelerations.

(ii) In the low-acceleration limit, the acceleration is given by $(g/a_0)g = g_N$, where a_0 is the MOND acceleration constant. Thanks to this limit, the rotation curves are flat and it is possible to recover the Tully & Fisher (1977) relation.

(iii) The transition from the Newtonian regime to the low-acceleration regime occurs around a characteristic acceleration scale a_0 (Milgrom 1983b). Unless otherwise stated, we adopt the standard value of $a_0 = 1.2 \times 10^{-10} \text{ m s}^{-2}$, as calibrated from spiral galaxy dynamics (Begeman, Broeils & Sanders 1991).

To connect the low- and high-acceleration regimes, a general formula is needed, which reduces to the low-acceleration limit as in (ii). The following expression is adopted:

$$g(r)\mu\left[\frac{g(r)}{a_0}\right] = g_N(r), \quad (1)$$

where $\mu(x)$ is an empirical ‘interpolating’ function, with the properties $\mu(x \gg 1) = 1$ and $\mu(x \ll 1) = x$. One recovers the Newtonian theory when $\mu(x) = 1$ and the deep MOND regime when $\mu(x) = x$. We adopt the following expressions: (a) our reference choice $\mu_1(x) = x/(1+x)$ (Famaey & Binney 2005; Angus 2008) and (b) $\mu_2(x) = x/\sqrt{1+x^2}$, which was the first one successfully tested (Sanders & McGaugh 2002).

Our dynamical approach is based on the spherical Jeans equations, relating the acceleration g to the mass as follows:

$$\frac{d[j(r)\sigma_r^2(r)]}{dr} + \frac{2\beta(r)}{r}j(r)\sigma_r^2(r) = -\rho(r)g(r), \quad (2)$$

where $j(r)$ is the deprojected luminosity profile, σ_r is the radial velocity dispersion and $\beta(r) = 1 - \sigma_\theta^2/\sigma_r^2$ is the velocity dispersion anisotropy (e.g. Sanders 2000; Cardone et al. 2011). We adopt isotropic models (i.e. $\beta(r) = 0$) as our default, but we will also examine the impact of anisotropy.

We assume no DM, thus $M_{\text{tot}} = M_*$ (from SPS) and $g_N(r) = GM_*(r)/r^2$. We approximate the deprojected de Vaucouleurs profile with an analytic expression from Prugniel & Simien (1996). Assuming that Υ_* is constant with radius, the mass density profile is $\rho(r) = \Upsilon_* j(r)$ and the mass profile $M_*(r)$ is easily derived (see Cardone et al. 2011). Thus, in equation (2), $j(r)$, $\mu(x)$ and $\beta(r)$, and $g(r)$ are given and σ_r can be derived by simple integration. Finally, to match the observed aperture averaged velocity dispersion σ_e , we project σ_r along the line of sight and within a circular aperture (see Mamon & Łokas 2005a,b; Tortora et al. 2009).

3 RESULTS

3.1 Faber–Jackson relation

We begin with vanilla MOND modelling assumptions of fixed a_0 and IMF, and investigate how well a critical observable is reproduced: the relation between stellar mass and velocity dispersion (Faber & Jackson 1976). We compare the ATLAS^{3D} observations with predictions from Jeans equations, where we have adopted the median R_e – M_* relation from the observations, fixed a_0 to the standard value and assumed a varying IMF, parametrized in terms of the ‘IMF mismatch parameter’ $\delta_{\text{IMF}} \equiv \Upsilon_*/\Upsilon_{*,\text{MW}}$. The latter relates the dynamical Υ_* to the $\Upsilon_{*,\text{MW}}$ values from SPS modelling with a fixed Milky Way-type IMF, $\Upsilon_{*,\text{MW}}$, assumed as a Chabrier IMF (Tortora et al. 2013). We see in Fig. 1 that at low masses the data are less scattered and MOND with a Chabrier IMF ($\delta_{\text{IMF}} = 1$ line) predicts σ_e values that agree on average with the ATLAS^{3D} observations. At higher masses, the σ_e are underpredicted by a factor of ~ 1.5 on average and require a bottom-heavier IMF for a good match.

Our initial impression from this simple check is that MOND is discordant with a universal IMF. However, there are additional correlations with R_e to consider which would require a thorough analysis of the Fundamental Plane (cf. Dutton et al. 2013). We will instead turn from the space of observables to model space, where we adjust the input parameters in order to better fit the data. We also notice that the IMF variation is mild if considered in terms of stellar mass, while in the following, we will discuss the variable IMF scenario in terms of σ_e (Tortora et al. 2013).

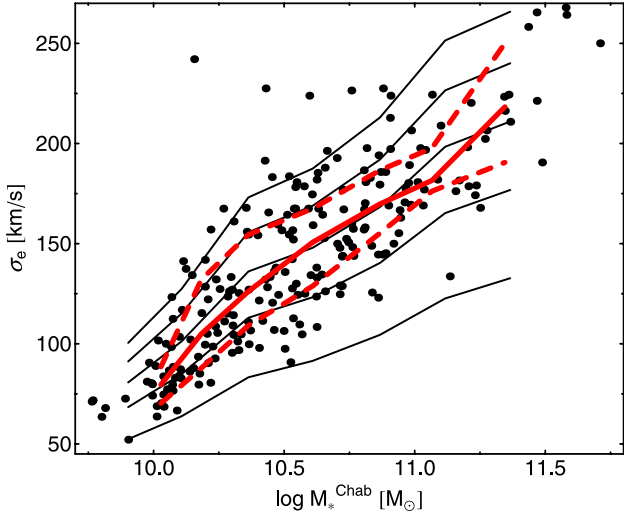


Figure 1. Stellar mass versus velocity dispersion for ATLAS^{3D} galaxies, where a default Chabrier IMF is assumed. The black solid lines show the predictions from Jeans equations adopting the median R_e - M_* relation from the observations, a_0 fixed to the standard value and different IMFs, corresponding to $\delta_{\text{IMF}} = 0.5, 1, 1.5, 2$ and 2.5 from bottom to top. The black points represent the observations, the red solid and dashed lines represent the median and 25–75th quantiles. The observed trend is slightly steeper than the MOND prediction for any fixed IMF.

3.2 The acceleration scale

Our first exercise in model fitting is to consider an alternative value of the universal constant a_0 , thus allowing for relative systematics between late-type galaxy and ETG modelling. We treat a_0 as a free parameter for each of the ATLAS^{3D} galaxies, where the goal is to see if the ensemble of a_0 estimates scatters around a single consensus value.

Fig. 2 shows the results, where the galaxies have been placed in some bins of σ_e . Assuming a Chabrier IMF (top panel), we find that, on average, the galaxies are fitted with $a_0 \sim 5 \times 10^{-10} \text{ m s}^{-2}$, larger than the standard value of $1.2 \times 10^{-10} \text{ m s}^{-2}$. This is too large a difference to attribute to errors, and we conclude that MOND requires more mass in the central parts of ETGs. Smaller a_0 values are found if we assume a Kroupa (2001) IMF (middle panel). If we instead adopt a Salpeter IMF (bottom panel), we indeed find that, on average, $a < a_0$ is found. For a large fraction of galaxies, the inferred a_0 values are very small, departing from the standard value by several orders of magnitudes and approaching Newtonian gravity. However, this is not the whole story, as there is a residual trend for a_0 to increase with σ_e [for both choices of $\mu(x)$]. Since, again, a_0 is meant to be a universal constant, we conclude that MOND is incompatible with a universal IMF, and we next examine IMF variations.

3.3 The variable IMF scenario

We now return to fixing a_0 to its standard value and instead allow Υ_* to vary on a galaxy-by-galaxy basis in order for MOND to fit the data. The results are discussed in terms of the IMF mismatch, δ_{IMF} , and plotted as a function of σ_e in Fig. 3. Assuming $\mu_1(x)$, there is a striking systematic variation from $\delta_{\text{IMF}} \sim 1.0$ (Chabrier like) for the lowest σ_e galaxies to $\delta_{\text{IMF}} \sim 1.7$ (near Salpeter) at the highest σ_e . With an alternative interpolating formula, $\mu_2(x)$, the MONDian effects are weaker and the implied δ_{IMF} values are slightly higher,

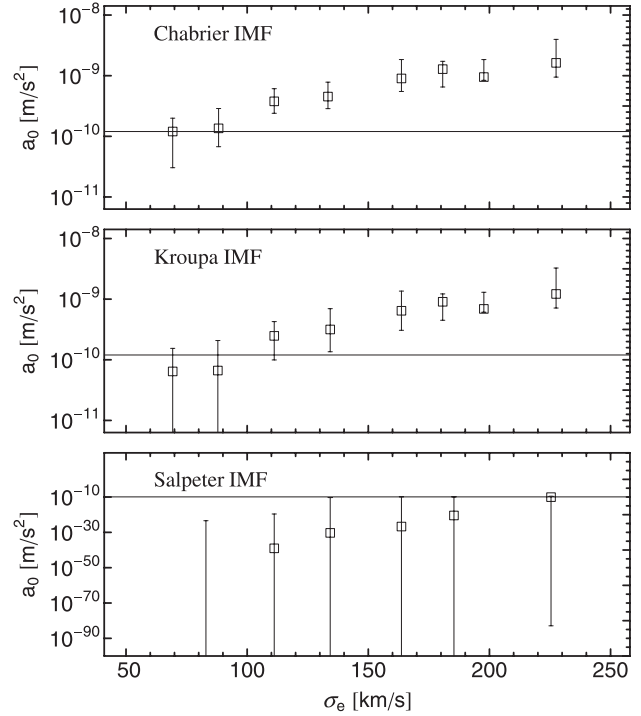


Figure 2. Inferred MOND acceleration scale versus velocity dispersion. For each σ_e -bin, the median and 25–75th quantiles are shown. From top to bottom, we adopt Chabrier, Kroupa and Salpeter IMF. The standard value for a_0 is marked with a horizontal line. MOND is incompatible with any universal IMF.

but the trend with σ_e remains. The results are also unchanged if the high-quality data are adopted [see the red line in Fig. 3 for $\mu_1(x)$].

Another piece of information is given by comparison with the results from a constant- M/L model with no DM within a Newtonian scenario (see the purple line in the left-hand panel of Fig. 3). The only difference with the MOND models is the change of the gravity theory. This model gives Υ_* values which are, on average, ~ 0.05 dex larger than the MOND results using $\mu_1(x)$ and quite similar to the ones using $\mu_2(x)$, suggesting that $\mu_2(x)$ gives a very tiny modification of gravity. We conclude that MOND requires a strong IMF variation in order to be consistent with the ATLAS^{3D} data.

Our dynamical models are limited in their assumptions of sphericity and isotropy. We explore radially anisotropic models with values of $\beta = +0.4$, which produce elevated σ_e values but only enough to reduce δ_{IMF} by ~ 10 per cent. The general effect of galaxy flattening would be for a spherical model to over- and underestimate the mass when a galaxy is edge-on and face-on, respectively. We have analysed a relatively face-on subsample by selecting only the roundest galaxies (ellipticity at R_e of $\epsilon_e < 0.2$). The ensuing reduction in δ_{IMF} is very weak and does not negate the trend with σ_e .

As a final check, we make use of the self-consistent ‘JAM’ (Jeans anisotropic MGE; where MGE is multi-gaussian expansion) dynamical modelling results, Υ_{JAM} , from Cappellari et al. (2013a), which assume that mass follows the light, and include flattening, anisotropy and more detailed luminosity profiles. Although these models were constructed using Newtonian dynamics, we exploit the general insensitivity of the inferred circular velocities to the details of the mass profile shapes (e.g. Cappellari et al. 2013a) and use the results as a fair approximation for what MOND predictions would be in a fully self-consistent dynamical model. Given a stellar mass as estimated from SPS and the

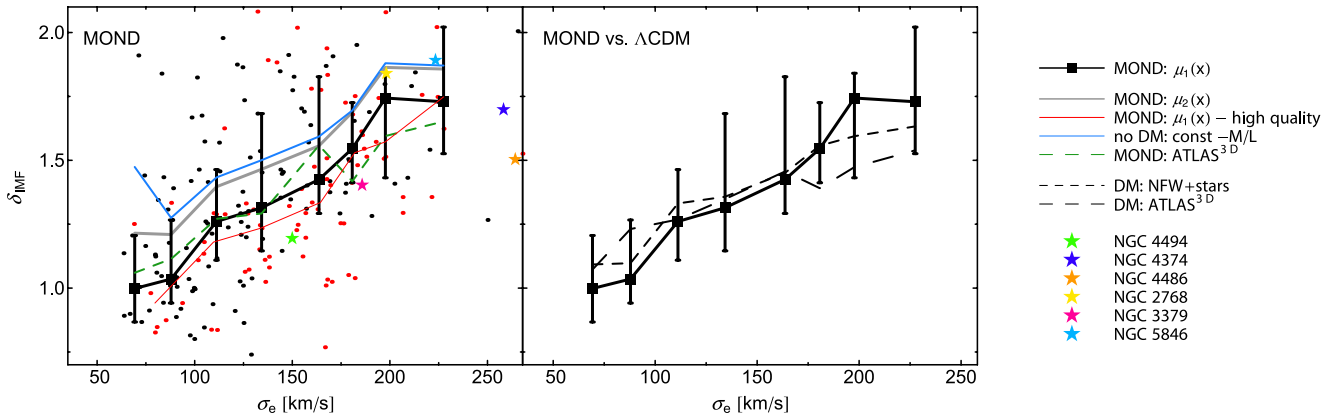


Figure 3. IMF mismatch parameter $\delta_{\text{IMF}} = \Upsilon_*/\Upsilon_{*,\text{MW}}$ as a function of velocity dispersion σ_e . The thick black line and squares with bars are for the medians and 25–75th quantiles for our results adopting the interpolating function $\mu_1(x)$ (left- and right-hand panels). Left-hand panel: single data are plotted as black points while red ones are for the subsample with high-quality data (Cappellari et al. 2013a). The stars are for a subsample of relevant galaxies. The red line is the median trend adopting $\mu_1(x)$ and the high-quality data. The grey line is for the medians assuming the alternative interpolating function $\mu_2(x)$. The blue line is for a constant- M/L profile with no DM within a standard Newtonian scenario. The green dashed line is obtained using the ‘JAM’ dynamical modelling and equation (3). Right-hand panel: the short-dashed line is for the medians assuming a standard NFW + Sérsic model as in Tortora et al. (2013), while long-dashed one is for medians using the results from the dynamical analysis in Cappellari et al. (2013b).

associated Newtonian acceleration $g_N = GM_*/r^2$, the corresponding acceleration predicted by MOND for our default interpolating function is $g = 1/2 g_N(1 + \sqrt{1 + 4a_0/g_N})$ (Kroupa et al. 2010). After algebraic manipulation, we find

$$\delta_{\text{IMF}} = \frac{\Upsilon_{\text{dyn}}}{\Upsilon_{*,\text{MW}}} \left(1 + \frac{a_0}{g}\right)^{-1}, \quad (3)$$

where Υ_{dyn} is the apparent dynamical M/L for an observer who interprets observations with Newtonian dynamics and $\Upsilon_{*,\text{MW}}$ is the stellar M/L for a fixed Milky Way (Chabrier) IMF. Given the standard value for a_0 , setting $\Upsilon_{\text{dyn}} \equiv \Upsilon_{\text{JAM}}$, $g = G\Upsilon_{\text{JAM}}L(r)/r^2$ and calculating all the quantities at $r = R_e$, we estimate δ_{IMF} on a galaxy-by-galaxy basis. As shown in the left-hand panel of Fig. 3, the results are very similar to ours using direct, spherical isotropic MOND models. We conclude that the MONDian IMF variation is robust to the details of the dynamical models.

3.4 Comparison to Λ CDM

It is now interesting to compare our MOND-based results with those we obtain within a standard Newtonian scenario. Following Tortora et al. (2013), we adopt an alternative model accounting for a DM halo. It is based on a Navarro, Frenk & White (1996, NFW) profile for the DM distribution plus a de Vaucouleurs (1948) profile for the stars. For the virial mass and concentration (M_{vir} , c_{vir}), we adopt mean trends for a *Wilkinson Microwave Anisotropy Probe 5* cosmology (Macciò, Dutton & van den Bosch 2008), while for the $M_{\text{vir}}-M_*$ relation, we used Moster et al. (2010). Interestingly, our result for μ_1 is fully consistent with the NFW+stars model and thus with the Λ cold dark matter (Λ CDM) expectations (short-dashed line in the right-hand panel of Fig. 3). This suggests that Λ CDM and MOND are functionally equivalent.

Finally, to illustrate the level of systematic uncertainties for a method, we have also plotted in the right-hand panel of Fig. 3 the medians for the DM case (almost similar to our NFW+stars model) from the results obtained by the Jeans anisotropic models in Cappellari et al. (2013b, see their table 1). The agreement is very good.

4 CONCLUSIONS

We have analysed the dynamical properties of a sample of ~ 220 ETGs from the ATLAS^{3D} survey within a MONDian framework. We have performed a Jeans analysis of the observed velocity dispersions and discussed the results in terms of the MOND recipe details and IMF.

As a preliminary analysis, we have discussed how the observed Faber & Jackson (1976) relation can be reproduced by MOND, for fixed a_0 and IMF (see Fig. 1). Although not conclusive, we find hints of non-universality of a_0 or IMF.

Thus, we determined a_0 for different choices of the IMF, finding a trend with σ_e (Fig. 2), but since a_0 is meant to be a universal constant of the theory, we conclude that MOND is incompatible with a universal IMF. To quantify this result, we have fixed a_0 to its standard value and allowed Υ_* to vary.

Following previous literature, we focus on the Υ_* mismatch relative to a Chabrier IMF, δ_{IMF} . Consistently with analysis involving spectral features (Conroy & van Dokkum 2012; Ferreras et al. 2013) or dynamical and lensing analysis within a Newtonian scenario (Auger et al. 2010; Treu et al. 2010; Tortora et al. 2012, 2013; Cappellari et al. 2013b), we demonstrate that within a MOND framework a strong IMF variation is required (Fig. 3). We find a bottom-lighter IMF at low σ_e and bottom-heavier IMF at large σ_e . Some differences are found in terms of the interpolating function: $x/(1+x)$ gives δ_{IMF} values which are fully consistent with Λ CDM predictions, while assuming $x/\sqrt{1+x^2}$, the gravity is only weakly modified, such that the δ_{IMF} values are consistent with what is found assuming a constant- M/L profile with no DM.

Further investigations involving combined dynamical/lensing or extended kinematical data in ETGs are necessary to probe the galactic dynamics to their outskirts, where the stellar mass density is low and the dynamics modification is more important. Probing different regions of the gravitational potential, we can provide clearer constraints on the velocity dispersion anisotropy, the interpolating function and the IMF within a Newtonian scenario as well as in MOND or different modified gravity theories (Napolitano et al. 2012). Further analysis will investigate a more general interpolating function, $\mu(x, k_i)$, and test whether any combination of k_i

parameters can remove the IMF trends. Finally, to have a fully consistent MONDian picture, one can test whether the varying IMF scenario can ease MOND tensions in the centres of clusters (Angus, Famaey & Diaferio 2010) and in gravitational lenses (Ferreras et al. 2012b) with the help of a bottom-heavier IMF and in the very low mass dSph (dwarf spheroidals) galaxies in the Local Group (Kroupa et al. 2010), by the adoption of a top heavier IMF.

ACKNOWLEDGEMENTS

We thank the referee for the fruitful comments. We also thank M. Cappellari and P. Kroupa for helpful discussions. CT was supported by the Swiss National Science Foundation and the Forschungskredit at the University of Zurich. CT has received funding from the European Union Seventh Framework Programme (FP7/2007-2013) under grant agreement no. 267251.

REFERENCES

- Angus G. W., 2008, *MNRAS*, 387, 1481
 Angus G. W., Famaey B., Diaferio A., 2010, *MNRAS*, 402, 395
 Auger M. W., Treu T., Gavazzi R., Bolton A. S., Koopmans L. V. E., Marshall P. J., 2010, *ApJ*, 721, L163
 Begeman K. G., Broeils A. H., Sanders R. H., 1991, *MNRAS*, 249, 523
 Bradač M., Allen S. W., Treu T., Ebeling H., Massey R., Morris R. G., von der Linden A., Applegate D., 2008, *ApJ*, 687, 959
 Cappellari M. et al., 2011, *MNRAS*, 413, 813
 Cappellari M. et al., 2012, *Nature*, 484, 485
 Cappellari M. et al., 2013a, *MNRAS*, 432, 1709
 Cappellari M. et al., 2013b, *MNRAS*, 432, 1862
 Cardone V. F., Angus G., Diaferio A., Tortora C., Molinaro R., 2011, *MNRAS*, 412, 2617
 Chabrier G., 2001, *ApJ*, 554, 1274
 Conroy C., van Dokkum P. G., 2012, *ApJ*, 760, 71
 De Lucia G., Springel V., White S. D. M., Croton D., Kauffmann G., 2006, *MNRAS*, 366, 499
 de Vaucouleurs G., 1948, *Ann. Astrophys.*, 11, 247
 Dutton A. A., Macciò A. V., Mendel J. T., Simard L., 2013, *MNRAS*, 432, 2496
 Faber S. M., Jackson R. E., 1976, *ApJ*, 204, 668
 Famaey B., Binney J., 2005, *MNRAS*, 363, 603
 Ferreras I., Mavromatos N. E., Sakellariadou M., Yusaf M. F., 2012a, *Phys. Rev. D*, 86, 3507
 Ferreras I., Mavromatos N. E., Sakellariadou M., Yusaf M. F., 2012b, *Phys. Rev. D*, 86, 083507
 Ferreras I., La Barbera F., de la Rosa I. G., Vazdekis A., de Carvalho R. R., Falcón-Barroso J., Ricciardelli E., 2013, *MNRAS*, 429, L15
 Goudfrooij P., Kruijssen J. M. D., 2013, *ApJ*, 762, 107
 Hinshaw G. et al., 2013, *ApJS*, 208, 19
 Kroupa P., 2001, *MNRAS*, 322, 231
 Kroupa P. et al., 2010, *A&A*, 523, A32
 La Barbera F., Ferreras I., Vazdekis A., de la Rosa I. G., de Carvalho R. R., Trevisan M., Falcón-Barroso J., Ricciardelli E., 2013, *MNRAS*, 433, 3017
 Macciò A. V., Dutton A. A., van den Bosch F. C., 2008, *MNRAS*, 391, 1940
 Mamon G. A., Lokas E. L., 2005a, *MNRAS*, 362, 95
 Mamon G. A., Lokas E. L., 2005b, *MNRAS*, 363, 705
 McGaugh S. S., 2012, *AJ*, 143, 40
 Milgrom M., 1983a, *ApJ*, 270, 365
 Milgrom M., 1983b, *ApJ*, 270, 371
 Milgrom M., 2012, *Phys. Rev. Lett.*, 109, 1101
 Moster B. P., Somerville R. S., Maulbetsch C., van den Bosch F. C., Macciò A. V., Naab T., Oser L., 2010, *ApJ*, 710, 903
 Napolitano N. R. et al., 2009, *MNRAS*, 393, 329
 Napolitano N. R. et al., 2011, *MNRAS*, 411, 2035
 Napolitano N. R., Capozziello S., Romanowsky A. J., Capaccioli M., Tortora C., 2012, *ApJ*, 748, 87
 Navarro J. F., Frenk C. S., White S. D. M., 1996, *ApJ*, 462, 563
 Prugniel P., Simien F., 1996, *A&A*, 309, 749
 Romanowsky A. J., Douglas N. G., Arnaboldi M., Kuijken K., Merrifield M. R., Napolitano N. R., Capaccioli M., Freeman K. C., 2003, *Science*, 301, 1696
 Rubin V. C., Ford W. K., Jr, 1970, *ApJ*, 159, 379
 Salpeter E. E., 1955, *ApJ*, 121, 161
 Sanders R. H., 2000, *MNRAS*, 313, 767
 Sanders R. H., McGaugh S. S., 2002, *ARA&A*, 40, 263
 Spiniello C., Trager S. C., Koopmans L. V. E., Chen Y. P., 2012, *ApJL*, 753, 32
 Tortora C., Napolitano N. R., Romanowsky A. J., Capaccioli M., Covone G., 2009, *MNRAS*, 396, 1132
 Tortora C., Napolitano N. R., Romanowsky A. J., Jetzer P., 2010, *ApJ*, 721, L1
 Tortora C., La Barbera F., Napolitano N. R., de Carvalho R. R., Romanowsky A. J., 2012, *MNRAS*, 425, 577
 Tortora C., Romanowsky A. J., Napolitano N. R., 2013, *ApJ*, 765, 8
 Treu T., Auger M. W., Koopmans L. V. E., Gavazzi R., Marshall P. J., Bolton A. S., 2010, *ApJ*, 709, 1195
 Tully R. B., Fisher J. R., 1977, *A&A*, 54, 661
 Vazdekis A., Ricciardelli E., Cenarro A. J., Rivero-González J. G., Díaz-García L. A., Falcón-Barroso J., 2012, *MNRAS*, 424, 157
 Weidner C., Ferreras I., Vazdekis A., La Barbera F., 2013, *MNRAS*, 435, 2274

This paper has been typeset from a $\text{\TeX}/\text{\LaTeX}$ file prepared by the author.