

8-1-2018

Rape Prevention and Education: Finding What Works

Mina White

California Department of Public Health

Francisco Michel

California Department of Public Health

Sabrina Boyce

University of California, San Diego

Ruvani Fonseka

University of California, San Diego, ruvani.fonseka@sjsu.edu

Ricardo Vera-Monroy

University of California, San Diego

See next page for additional authors

Follow this and additional works at: https://scholarworks.sjsu.edu/faculty_rsca



Part of the [Clinical and Medical Social Work Commons](#), and the [Public Health Education and Promotion Commons](#)

Recommended Citation

Mina White, Francisco Michel, Sabrina Boyce, Ruvani Fonseka, Ricardo Vera-Monroy, and Jay Silverman. "Rape Prevention and Education: Finding What Works" *2018 National Sexual Assault Conference* (2018).

This Presentation is brought to you for free and open access by SJSU ScholarWorks. It has been accepted for inclusion in Faculty Research, Scholarly, and Creative Activity by an authorized administrator of SJSU ScholarWorks. For more information, please contact scholarworks@sjsu.edu.

Authors

Mina White, Francisco Michel, Sabrina Boyce, Ruvani Fonseka, Ricardo Vera-Monroy, and Jay Silverman

Rape Prevention and Education: Finding What Works



Mina White, M.P.H.
Francisco Michel, M.A.
California Department of Public Health

Sabrina Boyce, M.P.H.
Ruvani Fonseka, M.P.H., M.S.W.
Ricardo Vera-Monroy, B.A.
Jay Silverman, Ph.D.
Center on Gender Equity and Health
University of California, San Diego

The Rape Prevention and Education (RPE) Program

- RPE is funded by the Centers for Disease Control and Prevention (CDC)
- Mission/Vision: To prevent first-time victimization and perpetration of sexual violence (SV), rather than helping people who have already been victimized
- Approaches sexual violence from a public health perspective
- Social norms and community play a role beyond the traditional role played by police and the courts



The Rape Prevention and Education (RPE) Program



- Builds capacity of California's rape crisis centers
- 63 total centers, currently 33 funded to implement SV prevention projects
- Many projects are school-based
- Focus shifting towards better evaluation
- Especially how to measure community-level changes



Purpose of the RPE Evaluation Supplement

- Funded by the CDC
- Expand existing evaluation capacity and increase monitoring of state-level indicators of SV outcomes
- State awardees (CDPH) expected to add or expand outcome evaluation activities for prevention strategies specified in their program evaluation plans



RPE Supplement States

- Alaska
- California
- Colorado
- Connecticut
- Massachusetts
- Minnesota
- New Hampshire
- New Jersey
- New York
- Puerto Rico
- Utah
- Washington



Project Focus

The project activities DO NOT focus on:

- Evaluating specific prevention strategies
- Conducting research
- Collecting evaluation data
- Demonstrating the impact of the RPE Program
- Attributing changes in SV-related outcomes only to RPE activities



Project Focus

The project activities DO focus on:

- Improving state-level outcome evaluation
- Building capacity to track indicators
- Identifying publically available data for use in evaluation
- Identifying both quantitative and qualitative methods for evaluation
- Preparing to describe the contribution of RPE activities on SV-related outcomes on a state level



Developing Partnerships



- University of California, San Diego (UCSD) Center on Gender Equity and Health (GEH)
- Continuing partnership in the future to assist with evaluation toolkit training, implementation, and data analysis



CDPH Deliverables to CDC

- Enhanced evaluation plan
 - Outcome component
 - Logic model
 - Indicators linked to outcomes
- Summary of capacity assessment findings and recommendations
- Report on **implementation of recommendations and documentation of tracking indicators**



Tracking State-Level Indicators

- Provide information on state trends that can be used for prevention planning
- Can serve as a baseline for state-level program evaluation
- Used for ongoing program evaluation to monitor changes over time



Tracking State-Level Indicators

- Behavioral Risk Factor Surveillance System (BRFSS)
- Youth Risk Behavior Surveillance System (YRBSS)
- California Healthy Kids Survey (CHKS)
- Data on contextual factors: demographic data, school data, criminal justice data, health disparities data



Aligning Local Activities with State-Level Outcomes

- Identify common elements that align state level and local level
- State Theory of Change
- Local program elements
- Are these aligned?

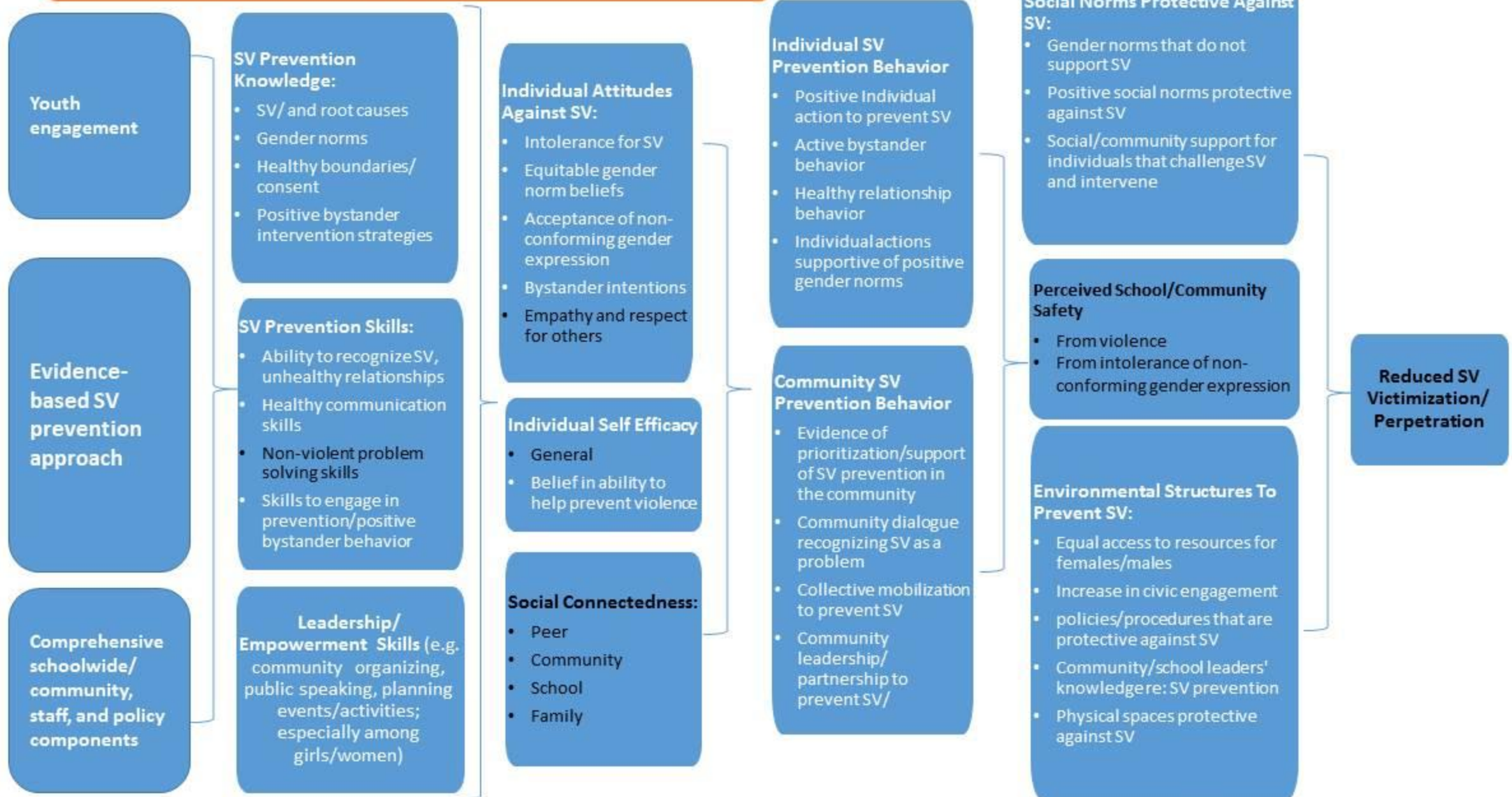


Aligning Local Activities with State-Level Outcomes



- Reviewed current RPE outcomes and evaluation tools
- Reviewed curricula
- Reviewed SV prevention research evidence
- Looked at publically-available data sources

California's Statewide RPE Theory of Change (TOC)



RPE Evaluation Toolkit

- Developing the toolkit is the main component of how CDPH is implementing recommendations
- *Implementing* the toolkit is NOT part of the RPE supplement project
- Toolkit will be implemented starting with new RPE funding cycle starting in 2019



RPE Evaluation Toolkit

- **AIM: To compile statewide data on a core set of indicators across all sites implementing the RPE Program.**
 - Ability to assess local and statewide impact of RPE programming.
 - Provides a set of evaluation tools that are pre-developed, accessible with little evaluation expertise, and set a standard for high quality outcome evaluation.
 - Help to institutionalize CDPH priorities for SV prevention.



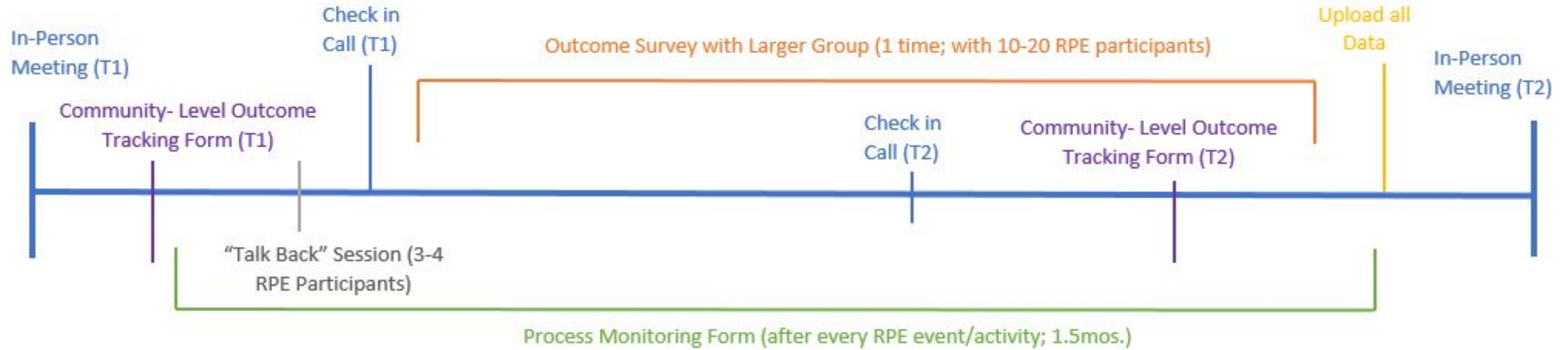
RPE Evaluation Toolkit Pilot Testing

- Met with RPE evaluation advisory group
- Pilot testing with current RPE Program participants
- Five rape crisis centers assisting with pilot testing process
- Reviewing process and outcome data collection tools



RPE Pilot Testing Timeline

Organization Name: _____



Key Dates:

_____ : Initial In-Person Meeting with CDPH/UCSD (T1)

_____ : Community- Level Outcome Tracking Form (T1; completed by staff)

_____ : Process Monitoring Form (after every RPE event/activity for 1.5mos.; completed by staff)

_____ : Outcome Survey "Talk Back" Session (3-4 RPE Participants)

_____ : Check in Call (T1)

_____ : Outcome Survey with Larger Group (1 time; with 10-20 RPE participants)

_____ : Check in Call (T2)

_____ : Community- Level Outcome Tracking Form (T2; completed by staff)

_____ : Upload all data

_____ : Final In-Person Meeting with CDPH/UCSD (T2)

Proposed RPE Evaluation Toolkit Contents



- Not intended to evaluate every component of the RPE projects for all sites
- Big challenge: RPE local contractors implement wide variety of programs/curricula
- How do we maintain flexibility but ensure that we evaluate certain components?
- “The Evaluation Unicorn”

Proposed RPE Evaluation Toolkit Contents

- Pre/post outcome survey for “core” participants
- Process data collection form
- Community-level outcome data collection form
- Possible additional instruments depending on what strategy/curriculum implemented



Proposed RPE Evaluation Toolkit Contents

- Different versions of the pre/post survey for program participants
 - Adult
 - Young adult
 - High school students
 - Younger/lower reading comprehension
 - Version that does not mention “sexual violence”, “sexual harassment”, etc. for use in schools or other venues that prohibit reference to these terms
 - (Use “peer abuse”, or talk about “healthy relationships” instead)



Using SurveyGizmo



- System used for data entry (or taking survey directly) and reporting
- Reviewed online survey systems (SurveyMonkey, Qualtrics, SurveyGizmo, etc.)
- SurveyGizmo had best features and cost according to RPE Program needs

<http://www.surveygizmo.com>



Individual Responses

Responses: 14

Show: [All](#) | [Filtered](#) | [Deleted](#)

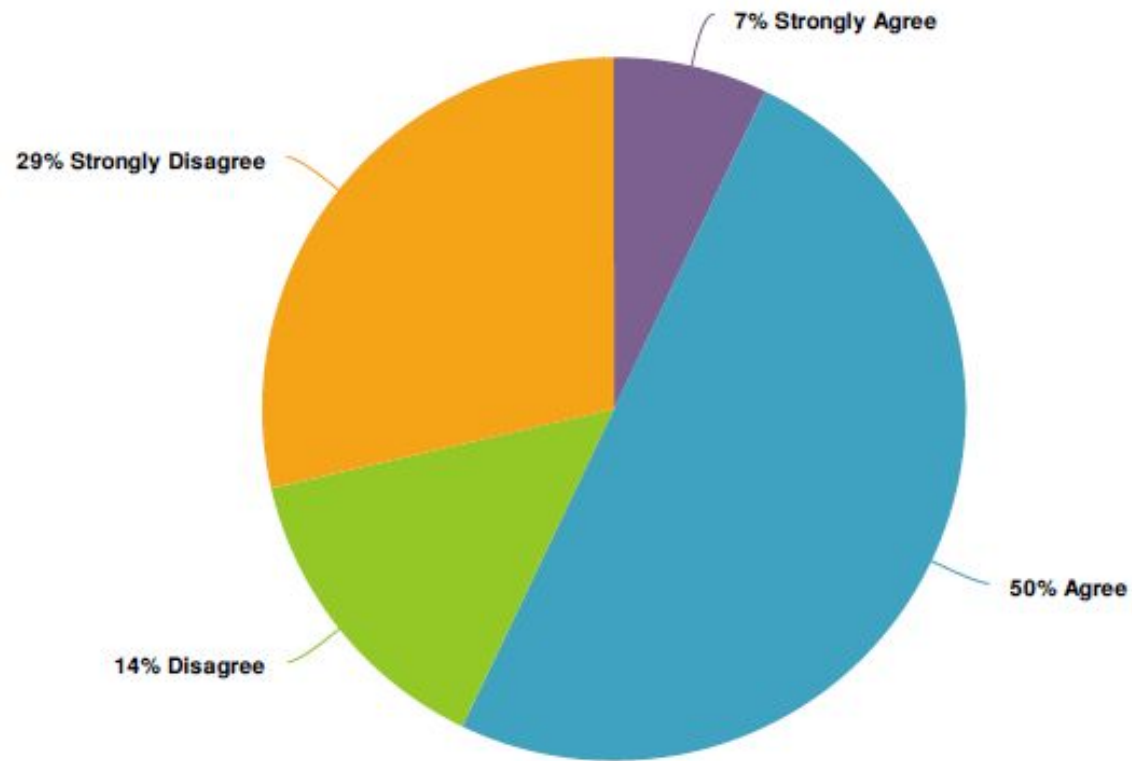
Search







Completes - 14 / Partial - 0 / Disqualified - 0 / Quarantined - 0

<input type="checkbox"/>	ID	Date Submitted	Date Survey Administered:	What is your age?	Are you in a Youth Leadership...	Customize
<input type="checkbox"/>	16	Jul 24, 2018 6:18 PM	05/30/2018	13	I'm not sure what this is	
<input type="checkbox"/>	15	Jul 24, 2018 6:16 PM	05/30/2018	14	No	
<input type="checkbox"/>	14	Jul 24, 2018 6:13 PM	05/30/2018	14	I'm not sure what this is	
<input type="checkbox"/>	13	Jul 24, 2018 6:11 PM	05/30/2018	14	Yes	
<input type="checkbox"/>	12	Jul 24, 2018 6:09 PM	05/30/2018	13	Yes	
<input type="checkbox"/>	11	Jul 24, 2018 6:07 PM	05/30/2018	15	Yes	
<input type="checkbox"/>	10	Jul 24, 2018 6:04 PM	05/30/2018	13	I'm not sure what this is	
<input type="checkbox"/>	9	Jul 24, 2018 6:01 PM	05/30/2018	14	Yes	
<input type="checkbox"/>	8	Jul 24, 2018 5:58 PM	05/30/2018	13		
<input type="checkbox"/>	7	Jul 24, 2018 5:56 PM	05/30/2018	15	No	
<input type="checkbox"/>	6	Jul 24, 2018 5:53 PM	05/30/2018	13	I'm not sure what this is	
<input type="checkbox"/>	5	Jul 24, 2018 5:49 PM	05/30/2018	13	No	
<input type="checkbox"/>	4	Jul 24, 2018 5:46 PM	05/30/2018	13	No	

18. I feel like I belong at my school.



Value		Percent	Responses
Strongly Agree		7.1%	1
Agree		50.0%	7
Disagree		14.3%	2
Strongly Disagree		28.6%	4

Totals: 14

Other Features of SurveyGizmo

- Split data into “Teams” – each local RPE contractor gets their own account and can only access their own surveys and data
- Local contractors can create their own reports (and own surveys, if needed)
- CDPH can export data into Excel, .csv file, etc. and analyze compiled data



Data Analysis – RPE Sites

- Look at change in outcomes from pre to post test
- Compiled to get a “big picture” of impact in California
- Explore different ways to look at the data
 - By agency
 - By strategy/approach
 - By dosage (different processes)
 - By population demographics



Data Analysis – Public Data

- YRBSS, BRFSS, CHKS
- Identify trends over time in SV, risk and protective factors
 - As a state
 - By county
 - By population demographics
- Explore different ways to look at the data
 - By counties with RPE vs. counties without



Data Analysis – Combined

- Triangulate program and public data to assess outcomes
 - State-level impact of RPE?
 - Local-level impact of RPE?
 - Reasons for inconsistencies?
 - How can results inform improvements to RPE?



Next Steps

- Roll out to larger field
- Provide written documentation and webinars/trainings on how to use toolkit and SurveyGizmo
- Develop standardized reports for local contractors to use
- May need to further refine based on first year of “real” data collection



THANK YOU!

Mina White, M.P.H.

California Department of Public Health

Mina.White@cdph.ca.gov

Sabrina Boyce, M.P.H.

Center on Gender Equity and Health

University of California, San Diego

scboyce@ucsd.edu

Francisco Michel, M.A.

California Department of Public Health

Francisco.Michel@cdph.ca.gov